

# SURROUND

by Lamindex™



# Surround by Laminex

Introducing Surround by Laminex™ — a modern range of ready-made, decorative surface panels.

Instantly elevate your home with these versatile, hard-working panels designed for wall linings and interior surfaces including hallways, bedrooms, mudrooms, and living areas.

Panels are available in a range of profiles to individualise your space, from timeless vertical boards, to contemporary scallops, and soft undulating curves.

Simply apply the pre-primed panels directly onto prepared plasterboard, timber, steel, brick or masonry wall surfaces and finish with your chosen paint colour.

**Cover**

Batten 25 provides warmth and texture to a bedroom, with a nod to mid-century architecture.

**Opposite**

A dado moulding divides Scallop 45 and Scallop 22.5 on this split feature wall, creating intimacy and interest in a dining room.





## Contemporary designs

A versatile range of decorative timber panels designed for interior surface application.

Make a statement with contemporary rounded and scalloped styles, or create a timeless backdrop with classic vertical boards.

All panels are designed in harmony, enabling multiple panels and styles to be installed on a single surface.

## Fast and Easy Installation

Apply panels quickly and easily onto prepared plasterboard, timber, steel, brick or masonry wall surfaces. The decorative side is conveniently pre-primed – ready to be applied with your chosen paint colour.

## Durable Australian craftsmanship

Surround by Laminex panels are an impact-resistant timber product. Application is intended for interior areas such as hallways, bedrooms, mud rooms, living areas, and playrooms.

## Sustainable manufacturing

Panels are made from medium-density fibreboard (MDF) and locally-manufactured by Australia's leading surfaces brand, Laminex. Timbers are sustainably sourced in accordance with the Australian Standard 'Chain of custody for forest products' system (AS 4707:2014).

Make a statement with contemporary rounded and scalloped styles, or create a timeless backdrop with classic vertical boards.

### Opposite

Batten 100 complemented by natural timber accents provides a modern, lived-in feel to this mudroom.



## Batten 100

A modern take on classic timber panelling featuring defined boards separated by deep, straight-edged grooves. Apply as a bold standalone surface with a masculine edge, or style with contrasting materials for added warmth.

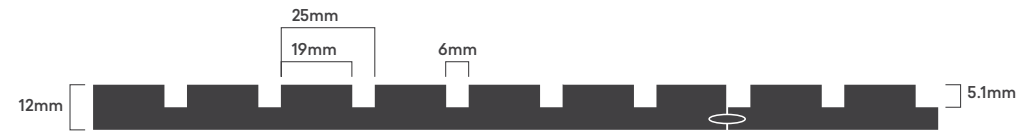
Batten 100 is manufactured from 12mm moisture-resistant MDF. The reverse side is a flat face sealed with a white, Low Pressure Melamine (LPM). It is designed for interior application and is available in three panel sizes.



## Batten 25

A statement design showcasing narrow boards presented in a graphic, tight formation. Featuring defined edges and deeper routing, this profile is ideal for feature wall application.

Batten 25 is manufactured from 12mm moisture-resistant MDF. The reverse side is a flat face sealed with a white, Low Pressure Melamine (LPM). It is designed for interior application and is available in three panel sizes.



Featuring defined edges and deeper routing, this profile is ideal for feature wall application.



**Opposite**  
A hard-working study nook created with Batten 100 combined with joinery in Laminex Natural Oak.

**Above**  
Batten 25 provides warmth and texture to a bedroom, with a nod to mid-century architecture.

**Right**  
A rich feature wall created with Batten 25 adds contrast and depth to this lounge room with the play of light on the profile.



# Scallop 45

A stylish scalloped design characterised by wide, softly undulating curves. This profile can be applied across an entire wall, or paired in tandem with Scallop 22.5 as a statement surface.

Scallop 45 is manufactured from 12mm moisture-resistant MDF. The reverse side is a flat face sealed with a white, Low Pressure Melamine (LPM). It is designed for interior application and is available in three panel sizes.



# Scallop 22.5

Narrow boards repeat in a wavy, familiar pattern in this modern profile. Highlight the boldness of curving edges with a contrasting neutral surface, or pair with the Scallop 45 profile for a sophisticated statement.

Scallop 22.5 is manufactured from 12mm moisture-resistant MDF. The reverse side is a flat face sealed with a white, Low Pressure Melamine (LPM). It is designed for interior application and is available in three panel sizes.



Highlight the boldness of curving edges with a contrasting neutral surface.



**Opposite**  
Scallop 45 creates a rich and soothing bedroom inspired by the natural environment.

**Above**  
A sophisticated living room created with Scallop 22.5.

**Right**  
A stepped wall using Scallop 22.5 creates a statement shelf behind the bed. Combined with the marble top and soft grey walls, the overall effect is calming, sophisticated and functional.



# Demi Round 40

Soften your interior surfaces with this contemporary, curving profile. Demi Round 40 is particularly conducive to half-wall application when finished with a dado rail, enabling the 12mm deep profile to double as a decorative edge.

Demi Round 40 is manufactured from 12mm moisture-resistant MDF. The reverse side is a flat face sealed with a white, Low Pressure Melamine (LPM). It is designed for interior application and is available in three panel sizes.



The repetition of gently-rounded edges adds interest and warmth to an interior space, without overpowering the wider scheme.



**Left**  
A stepped wall using Demi Round 40 becomes a beautiful feature shelf.

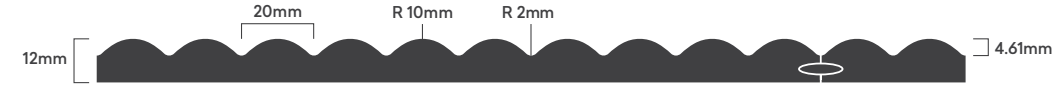
**Above**  
An elegant split feature wall in a bedroom created with Demi Round 40 capped with travertine.

**Right**  
Demi Round 20 painted in soft tones add a gentle depth and personality to this bedroom.

# Demi Round 20

A subtler variation of the Demi Round profile featuring narrow curving rods. The repetition of gently-rounded edges adds interest and warmth to an interior space, without overpowering the wider scheme.

Demi Round 20 is manufactured from 12mm moisture-resistant MDF. The reverse side is a flat face sealed with a white, Low Pressure Melamine (LPM). It is designed for interior application and is available in three panel sizes.

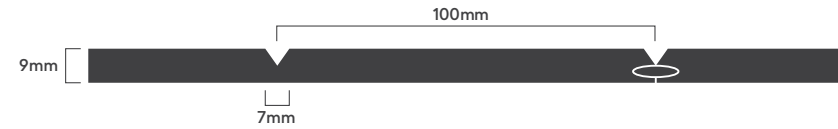




## Classic VJ 100

Classic tongue and groove panelling offers a timeless backdrop to complement any interior style. Featuring linear boards separated by vertical joints (VJ), this profile creates a subtly-textured backdrop for period homes and modern interiors alike.

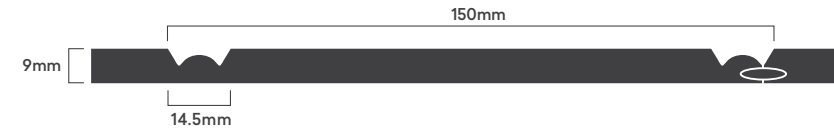
Classic VJ 100 is manufactured from 9mm moisture-resistant MDF, and available in five panel sizes.



## Heritage 150

An update on traditional timber panelling featuring wider boards defined by understated, curving joints. A classic profile which can be used in heritage settings or styled to create a contemporary feel with a nod to tradition.









Heritage is manufactured from 9mm moisture-resistant MDF, and available in four panel sizes.



Classic tongue and groove panelling offers a timeless backdrop to complement any interior style.

**Opposite**  
Classic VJ 100 creates a delightful hard-wearing wall in this neutral nursery.

**Above and left**  
The Heritage profile paired with Laminex Sandy Birch and modern fixtures creates a classic mudroom with contemporary style.

Profile	Sizes					Dimensions	
	900 x 1200	2400 x 1200	2700 x 1200	3000 x 1200	3600 x 1200	Weight (kg/m <sup>3</sup> )	Thickness
Batten 100 	✓	✓		✓		9.2	12mm
Batten 25 	✓	✓		✓		9.2	12mm
Scallop 22.5 	✓	✓		✓		9.2	12mm
Scallop 45 	✓	✓		✓		9.2	12mm
Demi Round 20 	✓	✓		✓		9.2	12mm
Demi Round 40 	✓	✓		✓		9.2	12mm
Classic VJ 100 	✓	✓	✓	✓	✓	6.9	9mm
Heritage 150 	✓	✓		✓		6.9	9mm

Surround by Laminex panels are a ready-made, pre-primed surface product designed for fast and easy installation.

### Step 1: Planning

Consult the Surround by Laminex Fabrication and Installation Manual before application for detailed product instructions and a list of basic equipment required.

### Step 2: Preparation


Preparing your surface is vital to the correct installation of Surround by Laminex panels. The Fabrication and Installation Manual provides instructions specific to your chosen environment and product.

### Step 3: Installation

Connect panels together via a simple tongue and groove system, then fix to a plasterboard, timber, or steel surface. Some environments may benefit from professional (non-specialty) trades.

### Step 4: Finishes

Surround by Laminex panels are pre-primed – simply finish with your chosen paint colour. Refer to the Fabrication and Installation Manual for painting preparation.



Scan for how to install or find more inspiration at [surroundbylaminex.com.au](https://surroundbylaminex.com.au)



### **Technical and warranty Information**

All technical information including Availability Guides, SDS, Technical Data Sheets, Fabrication & Installation Guide and Warranties are located at [surroundbylaminex.com.au](http://surroundbylaminex.com.au)

Surround by Laminex products have a 12 month warranty.

The designs of the Surround By Laminex range are protected by Australian Design Registrations.

### **Visit Us**

For location of your closest showroom or more information visit [surroundbylaminex.com.au](http://surroundbylaminex.com.au)

### **Call Us**


For any enquiries 132 136

### **Follow Us**

 [facebook.com/surroundau](https://facebook.com/surroundau)

 [au.pinterest.com/surroundau](https://au.pinterest.com/surroundau)

 [instagram.com/surround\\_au](https://instagram.com/surround_au)

 [youtube.com/Surround AU](https://youtube.com/Surround AU)

**SURROUND**  
by Laminex™



A proud  
Australian  
manufacturer