

The trade professional's go-to-guide for fibre cement products and accessories by James Hardie.



Hardie™ Product Catalogue

Hardie™ Products and Applications

Product / System (listed in alphabetical order)	Page	Application															
		Bathroom Construction	Bracing*	Weather Barriers	Cavity Construction	Commercial Facades	Commercial Flooring	Decking	Eaves	Exterior Cladding	Fire and Acoustic Rated Wall Systems	Internal Lining	Soffits	Structural Flooring	Thermal Break	Trim	Underlays
Axon™ Cladding	10		●		●				●	●		●	●				
EasyLap™ Panel	34		●		●				●	●		●	●				
ExoTec™ Facade Panel and System	64				●	●				●		●	●				
Hardie™ Axent™ Trim	24,30															●	
Hardie™ Break Thermal Strip	58													● [^]			
Hardie™ Brushed Concrete Cladding	12		●		●				●	●		●	●				
Hardie™ Ceramic Tile Underlay	48	●															●
Hardie™ Deck System	62							●									
Hardie™ Edge Base Trim	56															●	
Hardie™ Fine Texture Cladding	14		●		●				●	●		●	●				
Hardie™ Flex Eaves Lining	54		●		●				●	●		●	●				
Hardie™ Flex Sheet	36								●								
Hardie™ Groove Lining	32							●			●	●					
Hardie™ Oblique™ Cladding	16				●				●								
Hardie™ Panel Compressed Sheet	46	●				●								●			
Hardie™ Plank Weatherboard	40		●		●				●		●	●					
Hardie™ Smart Wall Systems																	
Hardie™ Smart Aged Care Wall System	68									●							
Hardie™ Smart Blade Wall System	70									●							
Hardie™ Smart Boundary Wall System	72									●							
Hardie™ Smart Intertency Wall System	74									●							
Hardie™ Smart ZeroLot™ Wall System	76									●							
Hardie™ Tex Base Sheet	38		●						●								
Hardie™ Weather Barrier	60			●													
Linea™ Weatherboard	18,26		●		●				●		●						
Matrix™ Cladding	20				●				●	●		●	●				
Primeline™ Weatherboard	28				●				●	●		●	●				
RAB™ Board	66		●	●													
Secura™ Exterior Flooring	50							●						●			
Secura™ Interior Flooring	52	●				●								●			
Stria™ Cladding	22				●				●	●		●	●				
Versilux™ Lining	44		●						●			●	●				
Villaboard™ Lining	42	●	●						●			●	●				

* Hardie™ Break Thermal Strip may not be suitable in Type A and B fire-resisting construction as per Specification C1.1 (Volume 1) of the National Construction Code. Contact James Hardie on 13 11 03 for further information and advice prior to specification.

Introduction

This catalogue is a quick reference guide for the Hardie™ product and accessory range. It lists each fibre cement product by product code and size followed by the accessories and tools which go with them to increase construction productivity.

Contents

Hardie™ Architectural Collection


A curated collection of profiles and textures that deliver modern looks and contemporary home designs.



Axon™ Cladding	10
NEW Hardie™ Brushed Concrete Cladding	12
Hardie™ Fine Texture Cladding	14
NEW Hardie™ Oblique™ Cladding	16
Linea™ Weatherboard	18
Matrix™ Cladding	20
Stria™ Cladding	22
Hardie™ Axent™ Trim	24

Hardie™ Hamptons Collection

A collection of products best suited to homes with the Hamptons look or those with a distinctively classic or decorative style.



Linea™ Weatherboard	26
Primeline™ Weatherboard (Chamfer, Newport, Heritage)	28
Hardie™ Axent™ Trim	30
Hardie™ Groove Lining	32

General

Cladding		
Axon™ Cladding	10	
EasyLap™ Panel	34	
NEW Hardie™ Brushed Concrete Cladding	12	
Hardie™ Fine Texture Cladding	14	
Hardie™ Flex Sheet	36	
NEW Hardie™ Oblique™ Cladding	16	
Hardie™ Plank Weatherboard	40	
Hardie™ Tex Base Sheet	38	
Linea™ Weatherboard	18,26	
Matrix™ Cladding	20	
Primeline™ Weatherboard (Chamfer, Newport, Heritage)	28	
Stria™ Cladding	22	
Interior Lining		
Villaboard™ Lining	42	
Versilux™ Lining	44	
Hardie™ Groove Lining	32	
Commercial		
Facade Systems		
ExoTec™ Facade Panel and System	64	
Pre-Cladding		
RAB™ Board	66	
Internal Linings		
Versilux™ Lining	44	
Villaboard™ Lining	42	
Flooring		
Hardie™ Panel Compressed Sheet	46	
Flooring		
Hardie™ Panel Compressed Sheet	46	

Flooring		
Hardie™ Panel Compressed Sheet	46	
Hardie™ Ceramic Tile Underlay	48	
Secura™ Exterior Flooring	50	
Secura™ Interior Flooring	52	
Eaves		
Hardie™ Flex Eaves Lining	54	
Trim		
Hardie™ Edge Base Trim	56	
Hardie™ Axent™ Trim	24,30	
Thermal Breaks and Weather Barriers		
Hardie™ Break	58	
Hardie™ Weather Barrier	60	
Decking		
Hardie™ Deck	62	

Hardie™ Smart Wall Systems		
Hardie™ Smart Fire & Acoustic Systems		
Aged Care Wall System	68	
Blade Wall System	70	
Boundary Wall System	72	
Intertency Wall System	74	
ZeroLot™ Wall System	76	

Note: for other thermal, fire and acoustic system solutions, visit jameshardie.com.au or contact James Hardie on 13 11 03.



It's Possible™ with James Hardie.

Endless Design Possibilities

Hardie™ Exterior Solutions enable good home design. Good design makes people happy. It can bring in more light and fresh air, make visitors want to stay longer or simply create the look and feel you dreamed of.

Don't settle for traditional wall materials and aesthetics. Hardie™ cladding and weatherboards offer a variety of profiles and textures which can be mixed and matched and painted in any colour.

Don't settle for a traditional hip roof house. Hardie™ products are installed onto frames and easily follow bold flat, skillion and steeply pitched roof lines. Create space-saving protective cantilevers without having to engineer the weight of masonry.

Hardie™ products suit single family residential homes, renovation extensions, multi-family homes (like terraces and townhouses) and commercial building projects.

Trusted Protection

Builders throughout Australia use and trust Hardie™ products because they've experienced how well they perform. When installed and maintained correctly Hardie™ engineered fibre cement products are fire resistant (deemed non-combustible) and are resistant to damage from moisture and termites. They're also designed to resist shrinking, swelling and cracking resulting in the ability to hold paint longer minimising ongoing maintenance.

Innovation

James Hardie continues to develop innovative products. Recent product launches like Hardie™ Fine Texture Cladding and Hardie™ Brushed Concrete Cladding are game-changing cladding solutions. The embedded texture technology helps to create consistent textures that are simple and efficient to install without the need for a cement render or specialist acrylic texture coating.



Key benefits of Hardie™ fibre cement products



Design versatility



Durable



Gun available



Fire resistant



Resistant to moisture damage



Resistant to termite damage



Space maximisation



Speed of installation

Sustainability

James Hardie continuously strives to reduce the greenhouse emissions of its building products through our commitment of transparent environmental reporting via our EPD, enabling customers to truly understand the impact of using our products. By specifying our products you can take comfort in knowing that James Hardie extends the building life through the supply of low-maintenance and highly durable materials.



Safety is Our Number One Priority

To work safely, you need to understand the hazards and know how to minimise the risks.



At James Hardie we believe that safety should be of paramount importance to everyone. We are committed to the safe use of our products.

This guide is a straightforward approach to job site safety through the use of best practices with Hardie™ products and solutions.



Click here for the Hardie™ Best Practice Guide

Hardie™ Architectural Collection

With the Hardie™ Architectural Collection,
It's Possible™ to make modern like never before.

We've taken design versatility to a new level. The Hardie™ Architectural Collection combines renowned durability and product performance of our existing exterior cladding portfolio, with new distinctive textures and profiles, to transform the way Australia builds modern homes.


Created to complement each other, this curated cladding collection offers endless design possibilities so you can build modern homes from the ground up, with confidence.

Hardie™ Architectural Collection offers a modern, simple integrated solution of selected Hardie™ fibre cement products and Hardie™ accessories to deliver fresh looks with the trusted protection and lasting beauty of Hardie™ fibre cement technology.

Design Versatility: A curated collection of cladding with distinctive textures and profiles that can be painted any colour and combined for personalised looks.

Reduced Complexity: One supplier and one trade are all you need for exterior walls. All Hardie™ Architectural Collection products can be installed by a carpenter. Help save time and complexity with no need for brickies, renderers or specialist trades.

Durability: Made from Hardie™ fibre cement, Hardie™ Architectural Collection products are durable, resistant to damage from moisture and termites, and deemed non-combustible.



Axon™ Cladding

Axon™ Cladding is a vertically grooved cladding panel that looks sharp and uniform. Pre-primed and easy to install, Axon™ Cladding delivers a pristine look that lasts.


Axon™ Cladding is suitable for use in residential applications wherever a modern design is required, including external walls in composite construction, upper-storey and ground-level extensions, and internal feature walls.



Axon™ Cladding
133mm wide smooth



Smooth Texture
133mm wide groove spacing



Smooth Texture
400mm wide groove spacing



Grained Texture
133mm wide groove spacing

Surface Texture	Product Code	Groove Spacing (mm)	Length (mm)	Width (mm)	Thickness (mm)	Weight per Unit ^o (kg)	Coverage per Panel (m ²)
Smooth	403931	133	2,450	1,200	9	38	2.94
Smooth	404417	400	2,450	1,200	9	38	2.94
Smooth	403932	133	2,750	1,200	9	43	3.30
Smooth	404418	400	2,750	1,200	9	43	3.30
Smooth	403933	133	3,000	1,200	9	47	3.60
Smooth	404419	400	3,000	1,200	9	47	3.60
Smooth	404979	133	3,600	1,200	9	56	4.32
Grained	404512	133	3,000	1,200	9	47	3.60

Selling units per pack: 30 sheets

Notes:

All dimensions and masses provided are approximate only and subject to manufacturing tolerances. Products are to be installed in accordance with the relevant and current Product Installation Guide and Technical Documentation. For information relating to installation, best practices, warnings and warranties visit www.jameshardie.com.au or phone us on 13 11 03.

Key:

^o Excludes pallet, glut and packaging.

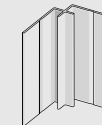
Axon™ Cladding Accessories



306100

Hardie™ 9mm Aluminium External Square Corner 3,000mm

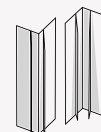
Aluminium extrusion that creates a square edge in external corner. Length: 3,000mm
Selling Unit: 5 per pack



305520

Hardie™ 9mm Aluminium Internal Corner 3,000mm

A ready to paint aluminium extrusion, to be used at internal corner junctions to conceal the board edge. Length: 3,000mm
Selling Unit: 5 per pack

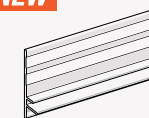


305513

Hardie™ Aluminium Snap On Corner 2 piece 3,000mm

A ready to paint aluminium extrusion set, to be used at internal and external corner junctions to conceal the board edge. Length: 3,000mm (2 pieces per set)
Selling Unit: 5 sets per pack

NEW

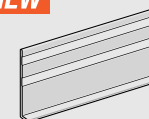


Jointer: 306190
Connector: 306191

Hardie™ 9mm Aluminium Recessed Horizontal Joints and Connector

A recessed horizontal jointer that creates a 6mm horizontal shadow line. Length: 3,000mm
Selling Unit: 5 per pack

NEW



Jointer: 306192
Connector: 306193

Hardie™ 9mm Aluminium Base Slimline Starter and Connector

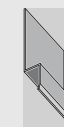
Aluminium base trim that creates a neat edge to the cladding whilst improving installation by supporting the bottom of the panel. Length: 3,000mm
Selling Unit: 5 per pack



305613

Hardie™ 9mm Aluminium Horizontal h Flashing

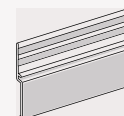
A ready to paint aluminium horizontal flashing to be used for horizontal control joints. Length: 3,000mm
Selling Unit: 5 per pack



305614

Hardie™ 9mm Aluminium Horizontal h Joints

A ready to paint aluminium jointer, used to join the Hardie™ 9mm Aluminium Horizontal h Flashing. Selling Unit: 10 per pack



Jointer: 306105
Connector: 306111

Hardie™ 9mm Aluminium Base Trim 3,000mm

A elegant aluminium trim for the base which can be used to cover the slab edges or as a detail under balconies and cantilevers. An alignment tab helps installation and creates a 6mm horizontal shadow line between the cladding and the trim. Selling Unit: 5 per pack



304560

Hardie™ 50mm Foam Back Sealing Tape 25m roll

A self-adhesive foam tape to help improve water tightness. It is applied under sheet joins to the vapour permeable membrane along the stud face. Length: 25 metres long roll
Selling Unit: 1 each

NEW Hardie™ Brushed Concrete Cladding

This unique texture, which is embedded into the panel, is reminiscent of softly brushed concrete making it distinctively tactile. This sophisticated texture is perfect for creating modern facades, appearing smooth from a distance and surprisingly detailed up-close when used in ground floor applications.

Hardie™ Brushed Concrete Cladding can be used alone for a modern minimalist finish, or complementary to other Hardie™ exterior cladding solutions achieving a personalised design.

The textured pre-sealed fibre cement panels are connected to each other with shiplap joints and supported by a range of Hardie™ 9mm accessories, resulting in a streamlined installation process and a consistent, quality finish.

The 8.5mm thick panels are compatible with a selection of Hardie™ 9mm accessories ensuring multiple Hardie™ cladding panels can be mixed and matched for diverse designs.



The fresh, flowing lines of Hardie™ Brushed Concrete Cladding are ideal for creating modern minimalist facades with interest.

Product Code	Length (mm)	Width (mm)	Thickness (mm)	Weight per Unit* (kg)	Coverage per Panel (m²)
405310	2,440	1,200	8.5	38	2.92
405311	2,750	1,200	8.5	43	3.3
405312	3,000	1,200	8.5	47	3.6
405309	3,600	1,200	8.5	56	4.32

Selling units per pack: 2,440x1,200mm - 40 sheets; 2,750x1,200mm - 40 sheets; 3,000x1,200mm - 40 sheets; 3,600x1,200mm - 30 sheets

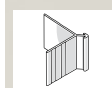

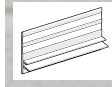
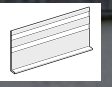
Notes:

All dimensions and masses provided are approximate only and subject to manufacturing tolerances. Products are to be installed in accordance with the relevant and current Product Installation Guide and Technical Documentation. For information relating to installation, best practices, warnings and warranties visit www.jameshardie.com.au or phone us on 13 11 03.


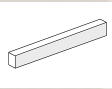
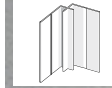
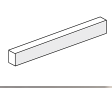
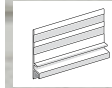
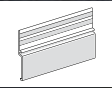

Key:

* Refer to the Hardie™ Fine Texture Cladding and Hardie™ Brushed Concrete Cladding Installation Guide for recommendations regarding fixing to steel frames.
 † Excludes pallet, glut and packaging.

Hardie™ Brushed Concrete Cladding Design Led Accessories

 <p>306102</p>	<p>Hardie™ 9mm Aluminium External Slimline Corner</p> <p>A sleek external corner with a sharp, minimal edge. It holds the panels tight with just 3.5mm of coverage. Length: 3,000mm Selling Unit: 5 per pack</p>	 <p>306103</p>	<p>Hardie™ 9mm Aluminium Internal Concave Corner</p> <p>A concave internal corner that gives 10mm of cover to conceal panel edges. Length: 3,000mm Selling Unit: 5 per pack</p>
<p>NEW</p>  <p>Jointer: 306190 Connector: 306191</p>	<p>Hardie™ 9mm Aluminium Recessed Horizontal Joints and Connector</p> <p>A recessed horizontal jointer that creates a 6mm horizontal shadow line. Length: 3,000mm Selling Unit: 5 per pack</p>	<p>NEW</p>  <p>Jointer: 306192 Connector: 306193</p>	<p>Hardie™ 9mm Aluminium Base Slimline Starter and Connector</p> <p>Aluminium base trim that creates a neat edge to the cladding whilst improving installation by supporting the bottom of the panel. Length: 3,000mm Selling Unit: 5 per pack</p>

Hardie™ Brushed Concrete Cladding Functional Accessories

 <p>306100</p>	<p>Hardie™ 9mm Aluminium External Square Corner</p> <p>Aluminium extrusion that creates a square edge in external corner. Selling Unit: 5 per pack</p>	 <p>405260</p>	<p>External Corner using Hardie™ Axent™ Trim</p> <p>External corner created with 2 Hardie™ Axent™ Trims 45x19mm. Selling Unit: 1 each</p>
 <p>305520</p>	<p>Hardie™ 9mm Aluminium Internal Corner</p> <p>Aluminium extrusion that creates an internal box corner. Selling Unit: 5 per pack</p>	 <p>405261</p>	<p>Internal Corner using Hardie™ Axent™ Trim</p> <p>Internal corner created with 1 Hardie™ Axent™ Trim 45x38mm. Selling Unit: 1 each</p>
 <p>Jointer: 306104 Connector: 306110</p>	<p>Hardie™ 9mm Aluminium Horizontal Express Joints and Connector</p> <p>A horizontal jointer that creates a 6mm horizontal shadow line whilst concealing the edge of the bottom panels. Selling Unit: 5 per pack</p>	 <p>Jointer: 306105 Connector: 306111</p>	<p>Hardie™ 9mm Aluminium Base Trim and Connector</p> <p>An elegant trim used to cover the slab edges or as a detail under balconies and cantilevers. Selling Unit: 1 each</p>
 <p>304560</p>	<p>Hardie™ 50mm Foam Back Sealing Tape 25m roll</p> <p>A self-adhesive foam tape to help improve water tightness. It is applied under sheet joints to the vapour permeable membrane along the stud face. Length: 25 metres long roll Selling Unit: 1 each</p>		

Hardie™ Fine Texture Cladding

For the beauty of clean lines and a modern look. The render look feels calming and uncluttered compared with the busyness of a brick wall. Its subtlety aids design by putting the focus on the building's form, or by allowing bold cladding features to stand out.

Hardie™ Fine Texture Cladding is a pre-sealed fibre cement panel embedded with a fine render texture. It's durable and lower maintenance than traditional cement render to stay looking good for many years to come.

Use in residential single and medium density buildings including alterations and additions on timber or light gauge steel* framed buildings.



Hardie™ Fine Texture Cladding

Achieve a modern, minimalist aesthetic with Hardie™ Fine Texture Cladding. The smooth, natural sand texture adds warmth and diffuses light, giving your new home, renovation or extension a fine matte finish.

Product Code	Length (mm)	Width (mm)	Thickness (mm)	Weight per Unit ^a (kg)	Coverage per Panel (m ²)
405252	2,440	1,200	8.5	37	2.92
405255	2,750	1,200	8.5	41	3.3
405253	3,000	1,200	8.5	45	3.60
405254	3,600	1,200	8.5	54	4.32



Selling units per pack: 2,440x1,200mm - 40 sheets; 2,750x1,200mm - 40 sheets; 3,000x1,200mm - 40 sheets; 3,600x1,200mm - 30 sheets

Notes:

All dimensions and masses provided are approximate only and subject to manufacturing tolerances. Products are to be installed in accordance with the relevant and current Product Installation Guide and Technical Documentation. For information relating to installation, best practices, warnings and warranties visit www.jameshardie.com.au or phone us on 13 11 03.








Key:

* Refer to the Hardie™ Fine Texture Cladding and Hardie™ Brushed Concrete Cladding Installation Guide for recommendations regarding fixing to steel frames.
 ° Excludes pallet, glut and packaging.

Hardie™ Fine Texture Cladding Design Led Accessories

 <p>306102</p>	<p>Hardie™ 9mm Aluminium External Slimline Corner</p> <p>A sleek external corner with a sharp, minimal edge. It holds the panels tight with just 3.5mm of coverage.</p> <p>Length: 3,000mm Selling Unit: 5 per pack</p>	 <p>306103</p>	<p>Hardie™ 9mm Aluminium Internal Concave Corner</p> <p>A concave internal corner that gives 10mm of cover to conceal panel edges.</p> <p>Length: 3,000mm Selling Unit: 5 per pack</p>
<p>NEW</p>  <p>Jointer: 306190 Connector: 306191</p>	<p>Hardie™ 9mm Aluminium Recessed Horizontal Jointer and Connector</p> <p>A recessed horizontal jointer that creates a 6mm horizontal shadow line.</p> <p>Length: 3,000mm Selling Unit: 5 per pack</p>	<p>NEW</p>  <p>Jointer: 306192 Connector: 306193</p>	<p>Hardie™ 9mm Aluminium Base Slimline Starter and Connector</p> <p>Aluminium base trim that creates a neat edge to the cladding whilst improving installation by supporting the bottom of the panel.</p> <p>Length: 3,000mm Selling Unit: 5 per pack</p>

Hardie™ Fine Texture Cladding Functional Accessories

 <p>306100</p>	<p>Hardie™ 9mm Aluminium External Square Corner</p> <p>Aluminium extrusion that creates a square edge in external corner.</p> <p>Selling Unit: 5 per pack</p>	 <p>405260</p>	<p>External Corner using Hardie™ Axent™ Trim</p> <p>External corner created with 2 Hardie™ Axent™ Trims 45x19mm.</p> <p>Selling Unit: 1 each</p>
 <p>305520</p>	<p>Hardie™ 9mm Aluminium Internal Corner</p> <p>Aluminium extrusion that creates an internal box corner.</p> <p>Selling Unit: 5 per pack</p>	 <p>405261</p>	<p>Internal Corner using Hardie™ Axent™ Trim</p> <p>Internal corner created with 1 Hardie™ Axent™ Trim 45x38mm.</p> <p>Selling Unit: 1 each</p>
 <p>Jointer: 306104 Connector: 306110</p>	<p>Hardie™ 9mm Aluminium Horizontal Express Jointer and Connector</p> <p>A horizontal jointer that creates a 6mm horizontal shadow line whilst concealing the edge of the bottom panels.</p> <p>Selling Unit: 5 per pack</p>	 <p>Jointer: 306105 Connector: 306111</p>	<p>Hardie™ 9mm Aluminium Base Trim and Connector</p> <p>A elegant trim used to cover the slab edges or as a detail under balconies and cantilevers.</p> <p>Selling Unit: 1 each</p>
 <p>304560</p>	<p>Hardie™ 50mm Foam Back Sealing Tape 25m roll</p> <p>A self-adhesive foam tape to help improve water tightness. It is applied under sheet joins to the vapour permeable membrane along the stud face.</p> <p>Length: 25 metres long roll Selling Unit: 1 each</p>		

NEW Hardie™ Oblique™ Cladding

Evoke a bold, contemporary aesthetic with the wide grooves and bespoke design flexibility of Hardie™ Oblique™ Cladding.

Hardie™ Oblique™ Cladding is the only Hardie™ exterior cladding with a slanted groove edge, delivering highlights and shadows. With two widths available – 200mm and 300mm – the boards can be mixed and matched.

When installed vertically, the 2,750mm length boards suit common wall heights which can help to reduce waste, while the 4,200mm lengths give tall walls a continuous look, reducing the need for horizontal joints.

The horizontal Hardie™ Castellated Battens simplify the installation of the boards in a vertical orientation, allowing ventilation and drainage through the cavity. Install a single width throughout, alternate the two widths, or create custom staggered combinations, delivering a fresh, contemporary aesthetic.

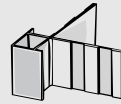
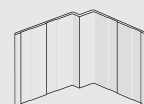
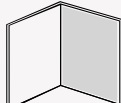
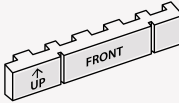
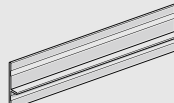
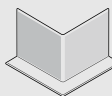
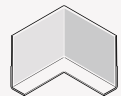
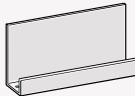


Hardie™ Oblique™ Cladding bespoke arrangement

Product Code	Length (mm)	Width (mm)	Thickness (mm)	Groove Spacing (mm)	Weight per Unit° (kg)	Coverage Information	
						Effective Width Cover (mm)	Effective Coverage per Unit (m²)
405300	2,750	200	14	175	10	175	0.48
405301	4,200	200	14	175	15	175	0.74
405302	2,750	300	14	275	15	275	0.76
405303	4,200	300	14	275	22	275	1.16

Selling units per pack: 200mm - 75 boards; 300mm - 45 boards

Hardie™ Oblique™ Cladding Accessories

 <p>305519</p>	<p>Hardie™ 14mm Aluminium External Corner 3,000mm</p> <p>A neat aluminium external corner for 14mm thick Hardie™ fibre cement boards in horizontal or vertical orientations. Use with Hardie™ Oblique™ and Stria™ Cladding. Length: 3,000mm Selling Unit: 5 per pack</p>	 <p>305518</p>	<p>Hardie™ 14mm Aluminium Internal Corner 3,000mm</p> <p>A neat aluminium internal corner for 14mm thick Hardie™ fibre cement boards in horizontal or vertical orientations. Use with Hardie™ Oblique™ and Stria™ Cladding. Length: 3,000mm Selling Unit: 5 per pack</p>
 <p>305564</p>	<p>Hardie™ 75x75mm COLORBOND® Corner Flashing 3,000mm</p> <p>A COLORBOND® corner flashing for use behind cladding at internal and external corners. Length: 3,000mm Selling Unit: 5 per pack</p>	 <p>306181</p>	<p>Hardie™ Castellated Batten 20x45x2,700mm</p> <p>A non-structural horizontal timber batten for cavity construction. The grooves provide drainage and ventilation. Use with Hardie™ Oblique™ and Stria™ Cladding shiplap boards in a vertical orientation. Selling Unit: 10 per pack</p>
 <p>Jointer: 306128 Connector: 306132</p>	<p>Hardie™ 14mm Aluminium Trimline Joint Flashing 3,000mm</p> <p>A horizontal jointer for additional rows of Hardie™ Oblique™ or Stria™ cladding in a vertical orientation. The lip butts into the boards below while a 6mm gap is left to the boards above. Length: 3,000mm Selling Unit: 5 per pack</p>	 <p>306130</p>	<p>Hardie™ 14mm Aluminium Trimline External Corner Jointer</p> <p>An external corner that works with Hardie™ 14mm Aluminium Trimline Joint Flashing 3,000mm (Product code 306128). Used to join additional rows of Hardie™ Oblique™ or Stria™ cladding. Selling Unit: 20 per pack</p>
 <p>306131</p>	<p>Hardie™ 14mm Aluminium Trimline Internal Corner Jointer</p> <p>An internal corner that works with Hardie™ 14mm Aluminium Trimline Joint Flashing 3,000mm (Product code 306128). Used to join additional rows of Hardie™ Oblique™ or Stria™ cladding. Selling Unit: 20 per pack</p>	 <p>305555</p>	<p>Hardie™ 18mm PVC Cavity Vent Strip</p> <p>A perforated PVC extrusion used at the bottom of walls behind cladding. Length: 3,000mm Selling Unit: 25 per pack</p>

Notes:

All dimensions and masses provided are approximate only and subject to manufacturing tolerances. Products are to be installed in accordance with the relevant and current Product Installation Guide and Technical Documentation. For information relating to installation, best practices, warnings and warranties visit www.jameshardie.com.au or phone us on 13 11 03.

Key:
° Excludes pallet, glut and packaging.

Linea™ Weatherboard

Linea™ Weatherboard is a pre-primed thick horizontal weatherboard with deep shadow lines. Linea™ Weatherboard is the weatherboard that weathers well.

Linea™ Weatherboard is suitable for use in residential applications wherever a contemporary design is required, including external walls in composite construction, upper-storey and ground-level extensions, and internal feature walls.



Profile	Product Code	Length (mm)	Width (mm)	Thickness (mm)	End details	Weight per Unit ^o (kg)	Coverage Information	
							Effective Width Cover (mm)	Effective Coverage per Plank (m ²)
Linea™ Weatherboard 150mm	403930	4,200	150	16	Tongue & Groove	14	120	0.5
Linea™ Weatherboard 180mm	403912	4,200	180	16	Tongue & Groove	17	150	0.63

Selling units per pack: 90 lengths

Notes:

All dimensions and masses provided are approximate only and subject to manufacturing tolerances. Products are to be installed in accordance with the relevant and current Product Installation Guide and Technical Documentation. For information relating to installation, best practices, warnings and warranties visit www.jameshardie.com.au or phone us on 13 11 03.

Key:

[^] Hardie™ Joint Sealant is unsuitable as a fire rated sealant. ^o Excludes pallet, glut and packaging.

Linea™ Weatherboard Accessories

 <p>305512</p>	<p>Linea™ Aluminium External Slimline Boxed Corner 3,600mm Long</p> <p>A ready to paint aluminium extrusion to be used with Linea™ Weatherboard to create external boxed corners.</p> <p>Length: 3,600mm Selling Unit: 5 per pack</p>	 <p>305511</p>	<p>Linea™ 16mm Aluminium Internal Corner 3,600mm</p> <p>A ready to paint aluminium extrusion to be used with Stria™ Cladding and Linea™ Weatherboard to create internal corners.</p> <p>Length: 3,600mm Selling Unit: 5 per pack</p>
 <p>305574</p>	<p>Linea™ Aluminium Corner Soaker for 150mm wide boards</p> <p>A ready to paint aluminium external corner soaker for use with Linea™ Weatherboard.</p> <p>Selling Unit: 100 per box</p>	 <p>305572</p>	<p>Linea™ Aluminium Corner Soaker for 180mm wide boards</p> <p>A ready to paint aluminium external corner soaker for use with Linea™ Weatherboard.</p> <p>Selling Unit: 100 per box</p>
 <p>305570</p>	<p>Linea™ PVC Box Corner Z Flashing 2,700mm long</p> <p>A PVC Z flashing for use with Linea™ Weatherboard in conjunction with Axent™ Trim to form external corners.</p> <p>Length: 2,700mm Selling Unit: 25 per pack</p>	 <p>305571</p>	<p>Linea™ PVC Starter Strip 3,000mm long</p> <p>A perforated PVC starter strip used to set out the bottom edge of Linea™ Weatherboard at the correct angle.</p> <p>Length: 3,000mm Selling Unit: 25 per pack</p>
 <p>305510</p>	<p>Linea™ Aluminium Universal Window Adaptor 3,700mm long</p> <p>A ready to paint aluminium extrusion to be used adjacent to windows to finish the edge of Linea™ Weatherboard.</p> <p>Length: 3,700mm Selling Unit: 5 per pack</p>	 <p>305984</p>	<p>Hardie™ Drive Screw 41mm Square Drive</p> <p>A class 3 self-tapping wing-tipped screw for fastening to 0.5mm to 1.6mm BMT light gauge steel frames.</p> <p>Selling Unit: 1,000 per box</p>
 <p>305982</p>	<p>Hardie™ Drive Screw 41mm Phillips Drive Collated</p> <p>A class 3 self-tapping wing-tipped screw for fastening to 0.5mm to 1.6mm BMT light gauge steel frames. Suitable for use in most auto feed screw guns.</p> <p>Selling Unit: 1,000 per box</p>	 <p>300660</p>	<p>Hardie™ Blade 185mm</p> <p>A poly-diamond blade for fast and clean cutting of Hardie™ fibre cement products.</p> <p>Diameter: 185mm Selling Unit: 1 each</p>
 <p>303375</p>	<p>Hardie™ Blade 254mm</p> <p>A poly-diamond blade for fast and clean cutting of Hardie™ fibre cement products.</p> <p>Diameter: 254mm Selling Unit: 1 each</p>	 <p>305534</p>	<p>Hardie™ Joint Sealant* 300mL cartridge</p> <p>A general purpose, paintable, exterior grade polyurethane joint sealant.</p> <p>300mL cartridge Selling Unit: 20 per box</p>
 <p>305672</p>	<p>Hardie™ Joint Sealant* 600mL sausage</p> <p>A general purpose, paintable, exterior grade polyurethane joint sealant.</p> <p>600mL sausage Selling Unit: 20 per box</p>		

Matrix™ Cladding

Matrix™ Cladding is a pre-primed exterior cladding system with a geometric look created by an express joint which leaves a precise 10mm gap between panels.

Choose from various panel sizes to create a variety of geometric shapes in square, vertical, horizontal and brick pattern layouts.

Matrix™ Cladding panels are installed on vertical cavity battens with horizontal backing strips. They're suitable for use in residential and medium-density applications wherever a modern look is required. It brings design diversity and suits mixed cladding designs in new builds as well as upper floor and ground floor extensions.




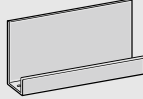
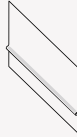
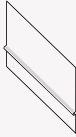
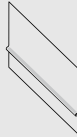







Product Code	Length (mm)	Width (mm)	Thickness (mm)	Weight per Unit ^o (kg)	Coverage per Panel (m ²)
403811	1,190	1,190	8	17	1.42
403810	2,390	590	8	17	1.41
404169	2,990	1,190	8	43	3.56

Selling units per pack: 30

Hardie™ Cavity Batten

405307	3,000	70	19	5	-
--------	-------	----	----	---	---

Matrix™ Cladding Accessories

 <p>Hardie™ 9mm Aluminium External Square Corner 3,000mm Aluminium extrusion that creates a square edge in external corner. Length: 3,000mm Selling Unit: 5 per pack</p> <p>306100</p>	 <p>Hardie™ 18mm PVC Cavity Vent Strip 3,000mm A perforated PVC extrusion used at the bottom of walls behind Matrix™ Cladding. Selling Unit: 25 per pack</p> <p>305555</p>
 <p>Hardie™ Backing Strip 1,190mm A weather seal at horizontal panel joints for use with ExoTec™ Facade Panel and System and Matrix™ Cladding. Length: 1,190mm Selling Unit: 10 per pack or each</p> <p>305557</p>	 <p>Hardie™ Backing Strip 2,390mm A weather seal at horizontal panel joints for use with ExoTec™ Facade Panel and System and Matrix™ Cladding. Length: 2,390mm Selling Unit: 10 per pack or each</p> <p>305558</p>
 <p>Hardie™ Backing Strip 2,990mm A weather seal at horizontal panel joints for use with ExoTec™ Facade Panel and System and Matrix™ Cladding. Length: 2,990mm Selling Unit: 10 per pack or each</p> <p>305559</p>	 <p>Hardie™ Facade Washers Facade washers used for exposed fastener fixing with ExoTec™ Facade Panel and System and Matrix™ Cladding. Selling Unit: 1,000 per bag</p> <p>305565</p>
 <p>Hardie™ Drive Screw 41mm Square Drive A class 3 self-tapping wing-tipped screw for fastening to 0.5mm to 1.6mm BMT light gauge steel frames. Selling Unit: 1,000 per box</p> <p>305984</p>	 <p>Hardie™ Drive Screw 41mm Phillips Drive Collated A class 3 self-tapping wing-tipped screw for fastening to 0.5mm to 1.6mm BMT light gauge steel frames. Suitable for use in most auto feed screw guns. Selling Unit: 1,000 per box</p> <p>305982</p>
 <p>Hardie™ Blade 185mm/254mm A poly-diamond blade for fast and clean cutting of Hardie™ fibre cement products. 185mm / 254mm Diameter: 185mm / 254mm Selling Unit: 1 each</p> <p>300660 / 303375</p>	 <p>Hardie™ Joint Sealant* 300mL cartridge A general purpose, paintable, exterior grade polyurethane joint sealant. 300mL cartridge Selling Unit: 20 per box</p> <p>305534</p>
 <p>Hardie™ Joint Sealant* 600mL sausage A general purpose, paintable, exterior grade polyurethane joint sealant. 600mL sausage Selling Unit: 20 per box</p> <p>305672</p>	 <p>Hardie™ Base Coat 15kg Bag A water-resistant base coat compound. Selling Unit: 1 each</p> <p>304491</p>

Notes:

All dimensions and masses provided are approximate only and subject to manufacturing tolerances. Products are to be installed in accordance with the relevant and current Product Installation Guide and Technical Documentation. For information relating to installation, best practices, warnings and warranties visit www.jameshardie.com.au or phone us on 13 11 03.

Key:

* Hardie™ Joint Sealant is unsuitable as a fire rated sealant. ° Excludes pallet, glut and packaging.

Stria™ Cladding




Achieve a range of sleek looks with customisable Stria™ Cladding. Featuring deep grooves from the thick shiplap cladding boards, the Stria™ range is an easy way to get strong horizontal or vertical line details in modern home and townhouse designs. Stria™ Cladding suits contemporary looks where a bold, but pared back aesthetic is desired. Introduce design versatility into your home by varying the application and switch between widths and orient the boards vertically or panelise them with the vertical flashing stop accessory.

Stria™ Cladding Standard Profile 325mm wide: 14mm thick with a square horizontal edge. It has a deep 15mm wide groove at 300mm intervals.

Stria™ Cladding Wide Profile 405mm wide: 14mm thick with a square horizontal edge. It has a deep 15mm wide groove at 380mm intervals.

Stria™ Cladding is suitable for use in residential applications wherever a timeless, classic and enduring look is required, including external walls in composite or full construction, upper-storey and ground-level extensions and internal feature walls.

Stria™ Cladding
Standard Profile 325mm wide



Profile	Product Code	Length (mm)	Width (mm)	Thickness (mm)	Weight per Unit ^o (kg)	Coverage Information	
						Effective Width Cover (mm)	Effective Coverage per Plank (m ²)
Standard	404063	4,200	325	14	26	300	1.26
Wide	404413	4,200	405	14	33	380	1.6

Selling units per pack: 325mm – 60 boards; 405mm - 40 boards

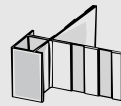
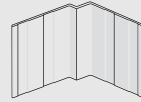
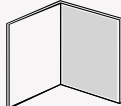
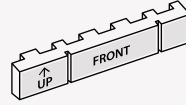
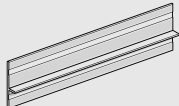
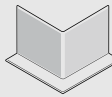
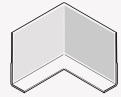
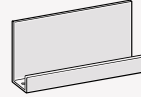
Notes:

All dimensions and masses provided are approximate only and subject to manufacturing tolerances. Products are to be installed in accordance with the relevant and current Product Installation Guide and Technical Documentation. For information relating to installation, best practices, warnings and warranties visit www.jameshardie.com.au or phone us on 13 11 03.

Key:

^o Excludes pallet, glut and packaging.

Stria™ Cladding Accessories

 <p>305519</p>	<p>Hardie™ 14mm Aluminium External Corner 3,000mm</p> <p>A neat aluminium external corner for 14mm thick Hardie™ fibre cement boards in horizontal or vertical orientations. Use with Hardie™ Oblique™ and Stria™ Cladding. Length: 3,000mm Selling Unit: 5 per pack</p>	 <p>305518</p>	<p>Hardie™ 14mm Aluminium Internal Corner 3,000mm</p> <p>A neat aluminium internal corner for 14mm thick Hardie™ fibre cement boards in horizontal or vertical orientations. Use with Hardie™ Oblique™ and Stria™ Cladding. Length: 3,000mm Selling Unit: 5 per pack</p>
 <p>305564</p>	<p>Hardie™ 75x75mm COLORBOND® Corner Flashing 3,000mm</p> <p>A COLORBOND® corner flashing for use behind cladding at internal and external corners. Length: 3,000mm Selling Unit: 5 per pack</p>	 <p>306181</p>	<p>Hardie™ Castellated Batten 20x45x2,700mm</p> <p>A non-structural horizontal timber batten for cavity construction. The grooves provide drainage and ventilation. Use with Hardie™ Oblique™ and Stria™ Cladding shiplap boards in a vertical orientation. Selling Unit: 10 per pack</p>
 <p>Jointer: 306128 Connector: 306132</p>	<p>Hardie™ 14mm Aluminium Trimline Joint Flashing 3,000mm</p> <p>A horizontal jointer for additional rows of Hardie™ Oblique™ or Stria™ cladding in a vertical orientation. The lip butts into the boards below while a 6mm gap is left to the boards above. Length: 3,000mm Selling Unit: 5 per pack</p>	 <p>306130</p>	<p>Hardie™ 14mm Aluminium Trimline External Corner Jointer</p> <p>An external corner that works with Hardie™ 14mm Aluminium Trimline Joint Flashing 3,000mm (Product code 306128). Used to join additional rows of Hardie™ Oblique™ or Stria™ cladding. Selling Unit: 20 per pack</p>
 <p>306131</p>	<p>Hardie™ 14mm Aluminium Trimline Internal Corner Jointer</p> <p>An internal corner that works with Hardie™ 14mm Aluminium Trimline Joint Flashing 3,000mm (Product code 306128). Used to join additional rows of Hardie™ Oblique™ or Stria™ cladding. Selling Unit: 20 per pack</p>	 <p>305555</p>	<p>Hardie™ 18mm PVC Cavity Vent Strip</p> <p>A perforated PVC extrusion used at the bottom of walls behind cladding. Length: 3,000mm Selling Unit: 25 per pack</p>

Key:

[^] Hardie™ Joint Sealant is unsuitable as a fire rated sealant.

Hardie™ Axent™ Trim

Add the perfect finishing touches to a new home or renovation, and ensure the window and door trims stay looking as good as the Hardie™ fibre cement cladding.

Ideal to use as a durable batten to achieve a modern board and batten look, as well as internal and external corners. Hardie™ Axent™ Trim won't shrink, swell, warp or split like soft wood trims can.



Hardie™ Axent™ Trim

Finish	Product Code	Length (mm)	Width (mm)	Thickness (mm)	Weight per Unit ^o (kg)
Smooth	405260	3,000	45	19	3
Smooth	405257	3,000	70	19	5
Smooth	405258	3,000	89	19	6
Smooth	405261	3,000	45	38	6
Smooth	405262	3,000	89	38	12

Hardie™ Axent™ Trim Tools



300660

Hardie™ Blade 185mm

A poly-diamond blade for fast and clean cutting of Hardie™ fibre cement products.
Diameter: 185mm
Selling Unit: 1 each



303375

Hardie™ Blade 254mm

A poly-diamond blade for fast and clean cutting of Hardie™ fibre cement products.
Diameter: 254mm
Selling Unit: 1 each



305534

Hardie™ Joint Sealant[^] 300mL cartridge

A general purpose, paintable, exterior grade polyurethane joint sealant.
300mL cartridge
Selling Unit: 20 per box



305672

Hardie™ Joint Sealant[^] 600mL sausage

A general purpose, paintable, exterior grade polyurethane joint sealant.
600mL sausage
Selling Unit: 20 per box

Notes:

All dimensions and masses provided are approximate only and subject to manufacturing tolerances. Products are to be installed in accordance with the relevant and current Product Installation Guide and Technical Documentation. For information relating to installation, best practices, warnings and warranties visit www.jameshardie.com.au or phone us on 13 11 03.

Key:

[^] Hardie™ Joint Sealant is unsuitable as a fire rated sealant. ^o Excludes pallet, glut and packaging.

Linea™ Weatherboard

Linea™ Weatherboard is a pre-primed thick horizontal weatherboard with deep shadow lines. Linea™ Weatherboard is the weatherboard that weathers well.

Linea™ Weatherboard is suitable for residential homes inspired by the Hamptons look. Ideal for exterior walls on new builds, renovations or extensions, and can be used for internal feature walls.



Linea™ Weatherboard 180mm

Profile	Product Code	Length (mm)	Width (mm)	Thickness (mm)	End details	Weight per Unit ^o (kg)	Coverage Information	
							Effective Width Cover (mm)	Effective Coverage per Plank (m ²)
Linea™ Weatherboard 150mm	403930	4,200	150	16	Tongue & Groove	14	120	0.5
Linea™ Weatherboard 180mm	403912	4,200	180	16	Tongue & Groove	17	150	0.63

Selling units per pack: 90 lengths

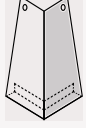
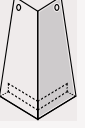
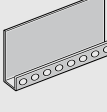
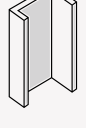






Notes:

All dimensions and masses provided are approximate only and subject to manufacturing tolerances. Products are to be installed in accordance with the relevant and current Product Installation Guide and Technical Documentation. For information relating to installation, best practices, warnings and warranties visit www.jameshardie.com.au or phone us on 13 11 03.

Key:

[^] Hardie™ Joint Sealant is unsuitable as a fire rated sealant. ^o Excludes pallet, glut and packaging.

Linea™ Weatherboard Accessories

 <p>305512</p>	<p>Linea™ Aluminium External Slimline Boxed Corner 3,600mm Long A ready to paint aluminium extrusion to be used with Linea™ Weatherboard to create external boxed corners. Length: 3,600mm Selling Unit: 5 per pack</p>	 <p>305511</p>	<p>Linea™ 16mm Aluminium Internal Corner 3,600mm A ready to paint aluminium extrusion to be used with Stria™ Cladding and Linea™ Weatherboard to create internal corners. Length: 3,600mm Selling Unit: 5 per pack</p>
 <p>305574</p>	<p>Linea™ Aluminium Corner Soaker for 150mm wide boards A ready to paint aluminium external corner soaker for use with Linea™ Weatherboard. Selling Unit: 100 per box</p>	 <p>305572</p>	<p>Linea™ Aluminium Corner Soaker for 180mm wide boards A ready to paint aluminium external corner soaker for use with Linea™ Weatherboard. Selling Unit: 100 per box</p>
 <p>305570</p>	<p>Linea™ PVC Box Corner Z Flashing 2,700mm long A PVC Z flashing for use with Linea™ Weatherboard in conjunction with Axent™ Trim to form external corners. Length: 2,700mm Selling Unit: 25 per pack</p>	 <p>305571</p>	<p>Linea™ PVC Starter Strip 3,000mm long A perforated PVC starter strip used to set out the bottom edge of Linea™ Weatherboard at the correct angle. Length: 3,000mm Selling Unit: 25 per pack</p>
 <p>305510</p>	<p>Linea™ Aluminium Universal Window Adaptor 3,700mm long A ready to paint aluminium extrusion to be used adjacent to windows to finish the edge of Linea™ Weatherboard. Length: 3,700mm Selling Unit: 5 per pack</p>	 <p>305984</p>	<p>Hardie™ Drive Screw 41mm Square Drive A class 3 self-tapping wing-tipped screw for fastening to 0.5mm to 1.6mm BMT light gauge steel frames. Selling Unit: 1,000 per box</p>
 <p>305982</p>	<p>Hardie™ Drive Screw 41mm Phillips Drive Collated A class 3 self-tapping wing-tipped screw for fastening to 0.5mm to 1.6mm BMT light gauge steel frames. Suitable for use in most auto feed screw guns. Selling Unit: 1,000 per box</p>	 <p>300660</p>	<p>Hardie™ Blade 185mm A poly-diamond blade for fast and clean cutting of Hardie™ fibre cement products. Diameter: 185mm Selling Unit: 1 each</p>
 <p>303375</p>	<p>Hardie™ Blade 254mm A poly-diamond blade for fast and clean cutting of Hardie™ fibre cement products. Diameter: 254mm Selling Unit: 1 each</p>	 <p>305534</p>	<p>Hardie™ Joint Sealant* 300mL cartridge A general purpose, paintable, exterior grade polyurethane joint sealant. 300mL cartridge Selling Unit: 20 per box</p>
 <p>305672</p>	<p>Hardie™ Joint Sealant* 600mL sausage A general purpose, paintable, exterior grade polyurethane joint sealant. 600mL sausage Selling Unit: 20 per box</p>		

Primeline™ Weatherboard

Primeline™ Weatherboard is a pre-primed, site painted weatherboard in a range of profiles from contemporary to traditional.

The range includes the following weatherboards:

PrimeLine™ Heritage: a double-width weatherboard with rebated edges to create shadow lines.

PrimeLine™ Newport: a smooth, narrow weatherboard. Compatible with the Hardie™ Lock fixing system.

PrimeLine™ Chamfer: a double-width weatherboard with clean lines to create a shadow effect.


Primeline™ Weatherboard is suitable for use as external cladding in residential single and medium-density homes, including renovations and extensions, where a traditional or contemporary weatherboard look is required. Ideal for full or composite construction designs on either timber or light gauge steel framed homes.



Primeline™ Newport Weatherboard



PrimeLine™ Heritage Weatherboard pre-primed double board width, with rebated edge to create shadow lines.



PrimeLine™ Newport Weatherboard pre-primed smooth, narrow board; Hardie™ Lock fixing system.

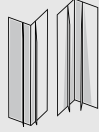
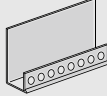
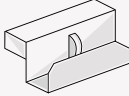


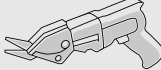






PrimeLine™ Chamfer Weatherboard pre-primed double board width, with clean lines to create shadow effect.

Profile	Product Code	Length (mm)	Width (mm)	Thickness (mm)	Weight per Unit ^o (kg)	Coverage Information	
						Effective Width Cover (mm)	Effective Coverage per Plank (m ²)
Heritage ^a	400153	4,200	300	9	17	278	1.17
Newport ^a	400319	4,200	170	9	10	142	0.6
Chamfer ^a	400103	4,200	300	9	17	278	1.17

Selling units per pack: Heritage: 90 lengths, Newport: 120 lengths, Chamfer: 90 lengths

Primeline™ Weatherboard Accessories

 <p>305513</p>	<p>Hardie™ Aluminium Snap On Corner 2 piece 3,000mm A ready to paint aluminium extrusion set, to be used at internal and external corner junctions to conceal the board edge. Length: 3,000mm (2 pieces per set) Selling Unit: 5 sets per pack</p>	 <p>305568</p>	<p>Hardie™ 7.5mm PVC Starter Strip 3,000mm A perforated PVC extrusion, used with PrimeLine™ Newport Weatherboard to kick out the bottom row to the correct angle. Length: 3,000mm Selling Unit: 25 per pack</p>
 <p>305525</p>	<p>PrimeLine™ Galvanised Universal Off Stud Joint Clip^a A galvanised metal clip to be used for off stud jointing of PrimeLine™ Heritage and PrimeLine™ Chamfer Weatherboard. Note: Not suitable for coastal applications, see installation manual for further information. Selling Unit: 100 per box</p>	 <p>305984</p>	<p>Hardie™ Drive Screw 41mm Square Drive A class 3 self-tapping wing-tipped screw for fastening to 0.5mm to 1.6mm BMT light gauge steel frames. Selling Unit: 1,000 per box</p>
 <p>305982</p>	<p>Hardie™ Drive Screw 41mm Phillips Drive Collated A class 3 self-tapping wing-tipped screw for fastening to 0.5mm to 1.6mm BMT light gauge steel frames. Suitable for use in most auto feed screw guns. Selling Unit: 1,000 per box</p>	 <p>300653</p>	<p>Hardie™ Fibreshears Electric tool for cutting fibre cement sheets. Selling Unit: 1 each</p>
 <p>300660</p>	<p>Hardie™ Blade 185mm A poly-diamond blade for fast and clean cutting of Hardie™ fibre cement products. Diameter: 185mm Selling Unit: 1 each</p>	 <p>300375</p>	<p>Hardie™ Blade 254mm A poly-diamond blade for fast and clean cutting of Hardie™ fibre cement products. Diameter: 254mm Selling Unit: 1 each</p>
 <p>305534</p>	<p>Hardie™ Joint Sealant* 300mL cartridge A general purpose, paintable, exterior grade polyurethane joint sealant. 300mL cartridge Selling Unit: 20 per box</p>	 <p>305672</p>	<p>Hardie™ Joint Sealant* 600mL sausage A general purpose, paintable, exterior grade polyurethane joint sealant. 600mL sausage Selling Unit: 20 per box</p>

Notes:
All dimensions and masses provided are approximate only and subject to manufacturing tolerances. Products are to be installed in accordance with the relevant and current Product Installation Guide and Technical Documentation. For information relating to installation, best practices, warnings and warranties visit www.jameshardie.com.au or phone us on 13 11 03.

Key:
^a Not suitable for coastal applications, see installation manual for further information. ^Δ Compatible with the Hardie™ Lock fixing system. ^{*} Double board profile. ^o Hardie™ Joint Sealant is unsuitable as a fire rated sealant. [°] Excludes pallet, glut and packaging.

Hardie™ Axent™ Trim

Add the perfect finishing touches to a new home or renovation, and ensure the window and door trims stay looking as good as the Hardie™ fibre cement cladding.

Ideal for internal and external corners. Hardie™ Axent™ Trim won't shrink, swell, warp or split like soft wood trims can.

The 38mm thick sizes work well with thick, overlapping Linea™ Weatherboard.



Hardie™ Axent™ Trim

Finish	Product Code	Length (mm)	Width (mm)	Thickness (mm)	Weight per Unit ^o (kg)
Smooth	405260	3,000	45	19	3
Smooth	405257	3,000	70	19	5
Smooth	405258	3,000	89	19	6
Smooth	405261	3,000	45	38	6
Smooth	405262	3,000	89	38	12

Selling units per pack: 1 each

Hardie™ Axent™ Trim Tools



300660

Hardie™ Blade 185mm

A poly-diamond blade for fast and clean cutting of Hardie™ fibre cement products.
Diameter: 185mm
Selling Unit: 1 each



303375

Hardie™ Blade 254mm

A poly-diamond blade for fast and clean cutting of Hardie™ fibre cement products.
Diameter: 254mm
Selling Unit: 1 each



305534

Hardie™ Joint Sealant[^] 300mL cartridge

A general purpose, paintable, exterior grade polyurethane joint sealant.
300mL cartridge
Selling Unit: 20 per box



305672

Hardie™ Joint Sealant[^] 600mL sausage

A general purpose, paintable, exterior grade polyurethane joint sealant.
600mL sausage
Selling Unit: 20 per box

Notes:

All dimensions and masses provided are approximate only and subject to manufacturing tolerances. Products are to be installed in accordance with the relevant and current Product Installation Guide and Technical Documentation. For information relating to installation, best practices, warnings and warranties visit www.jameshardie.com.au or phone us on 13 11 03.


Key:

[^] Hardie™ Joint Sealant is unsuitable as a fire rated sealant. ^o Excludes pallet, glut and packaging.

Hardie™ Groove Lining

Hardie™ Groove Lining is a flat sheet that has vertical V-shaped grooves carved into its face at 100mm intervals. Sanded smooth, it's site-painted to create the traditional look of tongue-and-groove timber panels.



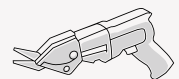

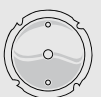
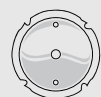
Hardie™ Groove Lining is suitable for use as an internal wall lining in residential living areas, hallways, bathrooms (excluding showers) and garages and on eaves and soffits where a durable, tongue-and-groove timber panel look is required. It can be used on either timber or light gauge steel framed homes.



Product Code	Length (mm)	Width (mm)	Thickness (mm)	Weight per Unit* (kg)	Coverage per Sheet (m²)
400245	2,700	1,200	7.5	37	3.24

Selling units per pack: 30 sheets, or half packs of 15 sheets

Hardie™ Groove Lining Tools

 <p>305979</p>	<p>Hardie™ Drive Screw 25mm Square Drive A class 3 self-tapping wing-tipped screw for fastening to 0.5mm to 1.6mm BMT light gauge steel frames. Selling Unit: 1,000 per box</p>	 <p>305980</p>	<p>Hardie™ Drive Screw 25mm Phillips Drive Collated A class 3 self-tapping wing-tipped screw for fastening to 0.5mm to 1.6mm BMT light gauge steel frames. Suitable for use in most auto feed screw guns. Selling Unit: 1,000 per box</p>
 <p>300653</p>	<p>Hardie™ Fibreshears Electric tool for cutting fibre cement sheets. Selling Unit: 1 each</p>	 <p>305915</p>	<p>Villaboard™ Knife A score and snap knife designed to efficiently cut through Hardie™ external cladding and internal lining products ≤9mm thick. Selling Unit: 12 per pack</p>
 <p>300660</p>	<p>Hardie™ Blade 185mm A poly-diamond blade for fast and clean cutting of Hardie™ fibre cement products. Diameter: 185mm Selling Unit: 1 each</p>	 <p>303375</p>	<p>Hardie™ Blade 254mm A poly-diamond blade for fast and clean cutting of Hardie™ fibre cement products. Diameter: 254mm Selling Unit: 1 each</p>

Notes:

All dimensions and masses provided are approximate only and subject to manufacturing tolerances. Products are to be installed in accordance with the relevant and current Product Installation Guide and Technical Documentation. For information relating to installation, best practices, warnings and warranties visit www.jameshardie.com.au or phone us on 13 11 03.

Key:

* Excludes pallet, glut and packaging.

EasyLap™ Panel

EasyLap™ Panel is a pre-primed fibre cement sheet with a shiplap edge vertical joint along the two long edges. **It's finished with a site-applied roll-on textured acrylic paint*** to create a rendered look with a subtle vertical joint.

For an even easier solution choose Hardie™ Fine Texture Cladding which has the render texture already in the panel.

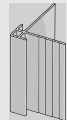
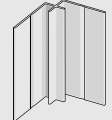
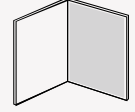
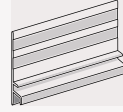
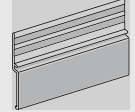
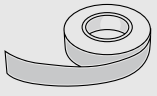
EasyLap™ Panel is suitable for use as an external wall cladding in residential single and medium-density homes, including renovations and extensions, where a uniform broadwall cladding is required. Ideal for full or composite construction designs on either timber or light gauge steel framed homes.



Product Code	Length (mm)	Width (mm)	Thickness (mm)	Weight per Unit ^a (kg)	Coverage per Panel (m ²)
404186	3,000	900	8.5	35	2.7
404184	2,440	1,200	8.5	38	2.93
404185	3,000	1,200	8.5	47	3.6
404980	3,600	1,200	8.5	56	4.32

Selling units per pack: 40 sheets; 3,600x1,200mm – 30 sheets

EasyLap™ Panel Accessories

 <p>306100</p>	 <p>305520</p>
 <p>305564</p>	 <p>Jointer: 306104 Connector: 306110</p>
 <p>Jointer: 306105 Connector: 306111</p>	 <p>304560</p>

Notes:
All dimensions and masses provided are approximate only and subject to manufacturing tolerances. Products are to be installed in accordance with the relevant and current Product Installation Guide and Technical Documentation. For information relating to installation, best practices, warnings and warranties visit www.jameshardie.com.au or phone us on 13 11 03.

Key:
* Site-applied roll-on textured paint is not supplied by James Hardie. See local paint suppliers (such as Dulux® or Rockcote®) for a suitable coating.
° Excludes pallet, glut and packaging.

Hardie™ Flex Sheet

Hardie™ Flex Sheet is a smooth, flat sheet that is painted on-site to create a flat panel look.

Hardie™ Flex Sheet is suitable for use as an external wall cladding, eaves or soffit lining in residential single and medium-density homes, including renovations and extensions, where a flat panel look is required. Ideal for full or composite construction designs on either timber or light gauge steel framed homes.



Hardie™ Flex Sheet

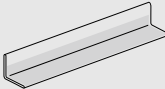
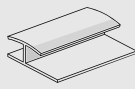
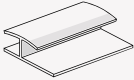
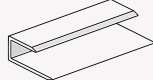
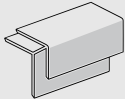
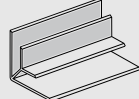
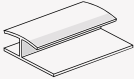

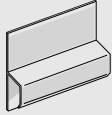


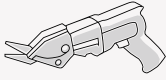


Close-up with Hardie™ Axent™ Trim batten

Product Code	Length (mm)	Width (mm)	Thickness (mm)	Weight per Unit ^a (kg)	Coverage per Panel (m ²)
400189	1,800	1,200	4.5*	14	2.16
400186	2,400	1,200	4.5*	20	2.88
400184	2,700	1,200	4.5*	22	3.24
400182	3,000	1,200	4.5*	25	3.60
400193	2,400	900	4.5*	14	2.16
400171	2,400	1,200	6	26	2.88
400169	2,700	1,200	6	30	3.24
400167	3,000	1,200	6	33	3.60

Selling units per pack: 4.5mm – 60 sheets, 30 sheets per half pack; 6mm – 30 sheets, 15 sheets per half pack

Hardie™ Flex Sheet Accessories

 <p>305554</p>	<p>Hardie™ 45x45mm PVC Corner Angle Mould 3,000mm A PVC extrusion used to finish internal and external corners. Length: 3,000mm Selling Unit: 25 per pack</p>	 <p>305538</p>	<p>Hardie™ 4.5mm PVC Straight Joinder 2400mm A PVC extrusion used to join sheets. Length: 2,400mm x 4.5mm Selling Unit: 25 per pack</p>
 <p>305541</p>	<p>Hardie™ 4.5mm PVC Straight Joinder 3,000mm A PVC extrusion used to join sheets. Length: 3,000mm x 4.5mm Selling Unit: 25 per pack</p>	 <p>305542</p>	<p>Hardie™ 4.5mm PVC Cap Mould 3,000mm A PVC extrusion used to finish sheet edges. Length: 3,000mm x 4.5mm Selling Unit: 25 per pack</p>
 <p>305544</p>	<p>Hardie™ 6mm PVC External Corner Angle 3,000mm A PVC extrusion, to be used with 6mm thick sheets at external corner junctions to conceal the sheet edge. Length: 3,000mm Selling Unit: 25 per pack</p>	 <p>305545</p>	<p>Hardie™ 6mm PVC Internal Corner Angle 3,000mm A PVC extrusion, to be used with 6mm thick sheets at internal corner junctions to conceal the sheet edge. Length: 3,000mm Selling Unit: 25 per pack</p>
 <p>305546</p>	<p>Hardie™ 6mm PVC Straight Joinder 3,000mm A PVC extrusion used to join sheets. Length: 3,000mm x 6.0mm Selling Unit: 25 per pack</p>	 <p>305543</p>	<p>Hardie™ 6mm PVC Cap Mould 3,000mm A PVC extrusion used to finish sheet edges. Length: 3,000mm x 6.0mm Selling Unit: 25 per pack</p>
 <p>305552</p>	<p>Hardie™ 6mm PVC Flashing Mould 3,000mm A PVC extrusion for multicourse fixing of 6mm thick sheets. Length: 3,000mm Selling Unit: 25 per pack</p>	 <p>305984</p>	<p>Hardie™ Drive Screw 41mm Square Drive A class 3 self-tapping wing-tipped screw for fastening to 0.5mm to 1.6mm BMT light gauge steel frames. Selling Unit: 1,000 per box</p>
 <p>305982</p>	<p>Hardie™ Drive Screw 41mm Phillips Drive Colated A class 3 self-tapping wing-tipped screw for fastening to 0.5mm to 1.6mm BMT light gauge steel frames. Suitable for use in most auto feed screw guns. Selling Unit: 1,000 per box</p>	 <p>300653</p>	<p>Hardie™ Fibreshears Electric tool for cutting fibre cement sheets. Selling Unit: 1 each</p>

Notes:

All dimensions and masses provided are approximate only and subject to manufacturing tolerances. Products are to be installed in accordance with the relevant and current Product Installation Guide and Technical Documentation. For information relating to installation, best practices, warnings and warranties visit www.jameshardie.com.au or phone us on 13 11 03.


Key:

* 4.5mm thick sheets are not suitable for use as bracing. ° Excludes pallet, glut and packaging.

Hardie™ Tex Base Sheet

Hardie™ Tex Base Sheet is a strong, pre-primed base sheet that is finished on-site with a specialised texture coat system*. Hardie™ Tex Base Sheet is the original way to create a decorative, monolithic rendered look without the need for masonry. Hardie™ Tex Base Sheet is suitable for use as an external cladding

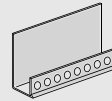



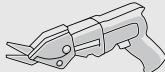





in residential homes, including renovations and extensions, where a lightweight system with a monolithic rendered look is required. For an even easier solution choose Hardie™ Fine Texture Cladding, an 8.5mm thick panel featuring a v-groove joint, which has the render texture already in the panel.



Product Code	Length (mm)	Width (mm)	Thickness (mm)	Weight per Unit* (kg)	Coverage per Panel (m ²)
401651	2,440	1,200	7.5	11.33	2.93
400291	3,000	1,200	7.5	11.33	3.6

Selling units per pack: 30 sheets

Hardie™ Tex Base Sheet Accessories

 <p>305568</p>	<p>Hardie™ 7.5mm PVC Starter Strip 3,000mm A perforated PVC extrusion, used with PrimeLine™ Newport Weatherboard to kick out the bottom row to the correct angle. Length: 3,000mm Selling Unit: 25 per pack</p>	 <p>305569</p>	<p>Hardie™ Tex 7.5mm PVC Z Flashing A PVC extrusion for use with Hardie™ Tex System to provide an alternative detail option at horizontal control joints. Length: 3,000mm Selling Unit: 25 per pack</p>
 <p>305984</p>	<p>Hardie™ Drive Screw 41mm Square Drive A class 3 self-tapping wing-tipped screw for fastening to 0.5mm to 1.6mm BMT light gauge steel frames. Selling Unit: 1,000 per box</p>	 <p>305982</p>	<p>Hardie™ Drive Screw 41mm Phillips Drive Collated A class 3 self-tapping wing-tipped screw for fastening to 0.5mm to 1.6mm BMT light gauge steel frames. Suitable for use in most auto feed screw guns. Selling Unit: 1,000 per box</p>
 <p>300653</p>	<p>Hardie™ Fibreshears Electric tool for cutting fibre cement sheets. Selling Unit: 1 each</p>	 <p>305915</p>	<p>Villaboard™ Knife A score and snap knife designed to efficiently cut through Hardie™ external cladding and internal lining products ≤9mm thick. Selling Unit: 12 per pack</p>
 <p>300660</p>	<p>Hardie™ Blade 185mm A poly-diamond blade for fast and clean cutting of Hardie™ fibre cement products. Diameter: 185mm Selling Unit: 1 each</p>	 <p>303375</p>	<p>Hardie™ Blade 254mm A poly-diamond blade for fast and clean cutting of Hardie™ fibre cement products. Diameter: 254mm Selling Unit: 1 each</p>
 <p>305534</p>	<p>Hardie™ Joint Sealant* 300mL cartridge A general purpose, paintable, exterior grade polyurethane joint sealant. 300mL cartridge Selling Unit: 20 per box</p>	 <p>305672</p>	<p>Hardie™ Joint Sealant* 600mL sausage A general purpose, paintable, exterior grade polyurethane joint sealant. 600mL sausage Selling Unit: 20 per box</p>

Notes:

All dimensions and masses provided are approximate only and subject to manufacturing tolerances. Products are to be installed in accordance with the relevant and current Product Installation Guide and Technical Documentation. For information relating to installation, best practices, warnings and warranties visit www.jameshardie.com.au or phone us on 13 11 03.

Key:

* Hardie™ Joint Sealant is unsuitable as a fire rated sealant. ° Excludes pallet, glut and packaging.

Hardie™ Plank Weatherboard

Hardie™ Plank Weatherboard is a no-fuss, site-painted weatherboard available in a range of different profiles, from contemporary to traditional. The range includes:


Hardie™ Plank Woodgrain: traditional woodgrain.

Hardie™ Plank Smooth: modern straight lines.

Hardie™ Plank Weatherboard is suitable for use as an external cladding in residential single and medium-density homes, including renovations and extensions, where a cost-effective traditional or contemporary weatherboard look is required. Ideal for full or composite construction designs on either timber or light gauge steel framed homes.



Hardie™ Plank Woodgrain traditional woodgrain look.



Hardie™ Plank Smooth modern, straight lines.

Profile	Product Code	Length (mm)	Width (mm)	Thickness (mm)	Weight per Unit ^o (kg)	Coverage Information	
						Effective Width Cover (mm)	Effective Coverage per Plank (m ²)
Woodgrain	403080	4,200	230	7.5	11	205	0.86
Woodgrain	403081	4,200	300	7.5	14	275	1.16
Smooth	400265	4,200	230	7.5	11	205	0.86
Smooth	400266	4,200	300	7.5	14	275	1.16

Selling units per pack: 120 lengths per full pack, 60 lengths per half pack

Notes:

All dimensions and masses provided are approximate only and subject to manufacturing tolerances. Products are to be installed in accordance with the relevant and current Product Installation Guide and Technical Documentation. For information relating to installation, best practices, warnings and warranties visit www.jameshardie.com.au or phone us on 13 11 03.

Key:

^{*} Not suitable for coastal applications, see installation manual for further information. ^o Excludes pallet, glut and packaging.

Hardie™ Plank Weatherboard Accessories

 <p>305514</p>	<p>Hardie™ Plank 230mm Aluminium External Corner Soaker A ready to paint aluminium corner soaker, to be used with Hardie™ Plank Weatherboard, at external corner junctions to conceal the board edge. Selling Unit: 100 per box</p>	 <p>305515</p>	<p>Hardie™ Plank 300mm Aluminium External Corner Soaker A ready to paint aluminium corner soaker, to be used with Hardie™ Plank Weatherboard, at external corner junctions to conceal the board edge. Selling Unit: 100 per box</p>
 <p>305516</p>	<p>Hardie™ Plank 230mm Aluminium Internal Corner Soaker A ready to paint aluminium corner soaker, to be used with Hardie™ Plank Weatherboard, at internal corner junctions to conceal the board edge. Selling Unit: 100 per box</p>	 <p>305517</p>	<p>Hardie™ Plank 300mm Aluminium Internal Corner Soaker A ready to paint aluminium corner soaker, to be used with Hardie™ Plank Weatherboard, at internal corner junctions to conceal the board edge. Selling Unit: 100 per box</p>
 <p>305513</p>	<p>Hardie™ Aluminium Snap On Corner 2 piece 3,000mm A ready to paint aluminium extrusion set, to be used at internal and external corner junctions to conceal the board edge. Length: 3,000mm (2 pieces per set) Selling Unit: 5 sets per pack</p>	 <p>305528</p>	<p>Hardie™ Plank Zincalume Footmould 3,000mm A zincalume starter strip to be used with Hardie™ Plank Weatherboard to kick out the bottom row to the correct angle. Length: 3,000mm Selling Unit: 10 per pack</p>
 <p>305524</p>	<p>Hardie™ Plank Galvanised Stud Clip* A galvanised metal stud clip to be used with Hardie™ Plank Weatherboard to automatically set a 25mm lap. Selling Unit: 100 per box</p>	 <p>305522</p>	<p>Hardie™ Plank 230mm Galvanised Soaker Joint* A galvanised metal jointer used to join Hardie™ Plank Weatherboard. It's a concealed alternative to PVC jointers. Selling Unit: 60 per box</p>
 <p>305527</p>	<p>Hardie™ Plank 300mm Galvanised Soaker Joint* A galvanised metal jointer used to join Hardie™ Plank Weatherboard. It's a concealed alternative to PVC jointers. Selling Unit: 60 per box</p>	 <p>305548</p>	<p>Hardie™ Plank 230mm PVC Jointer A smooth PVC extrusion used to join Hardie™ Plank Weatherboard. Selling Unit: 100 per box</p>
 <p>305549</p>	<p>Hardie™ Plank 300mm PVC Jointer A smooth PVC extrusion used to join Hardie™ Plank Weatherboard. Selling Unit: 100 per box</p>	 <p>305550</p>	<p>Hardie™ Plank 230mm Woodgrain PVC Jointer A woodgrain textured PVC extrusion used to join Hardie™ Plank Weatherboard. Selling Unit: 100 per box</p>
 <p>305551</p>	<p>Hardie™ Plank 300mm Woodgrain PVC Jointer A woodgrain textured PVC extrusion used to join Hardie™ Plank Weatherboard. Selling Unit: 100 per box</p>		

Villaboard™ Lining

Villaboard™ Lining is a pre-sealed flat sheet with long edges recessed for flush jointing. Sanded smooth, Villaboard™ Lining is a seamless flat surface that can be painted, wallpapered or tiled to create a wide range of design looks.

Villaboard™ Lining is suitable for use as an internal wall and ceiling lining in bathrooms, laundries, kitchens and high-traffic areas in residential, medium-density and commercial buildings, where a durable wet area lining or a durable, seamless flat surface is required for tiles, wallpaper or paint. It can be used on either timber or light gauge steel framed buildings.



Product Code	Length (mm)	Width (mm)	Thickness (mm)	Weight per Unit ^a (kg)	Coverage per Sheet (m ²)
--------------	-------------	------------	----------------	-----------------------------------	--------------------------------------

Villaboard™ Lining 6mm

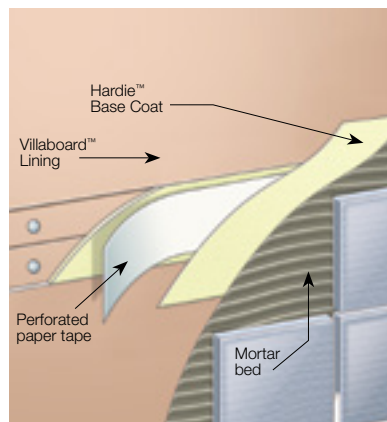
400364	1,800	1,200	6	20	2.16
400362	2,400	1,200	6	26	2.88
400361	2,700	1,200	6	30	3.24
400360	3,000	1,200	6	33	3.6
400359	3,600	1,200	6	40	4.32
400370	2,400	1,350	6	30	3.24
400369	3,000	1,350	6	37	4.05
400368	3,600	1,350	6	44	4.86

Villaboard™ Lining 9mm

400357	2,400	1,200	9	40	2.88
400356	2,700	1,200	9	44	3.24
400355	3,000	1,200	9	49	3.6
400354	3,600	1,200	9 ^a	59	4.32
403331	3,000	1,350	9 ^a	56	4.05

Selling units per pack: 6mm - 15, 30 or 60 sheets; 9mm - 30 sheets or 1 each

Key:
^a Unavailable in WA. ^o Excludes pallet, glut and packaging.



Villaboard™ Lining Tools

 <p>Hardie™ Drive Screw 25mm Square Drive A class 3 self-tapping wing-tipped screw for fastening to 0.5mm to 1.6mm BMT light gauge steel frames. Selling Unit: 1,000 per box</p> <p>305979</p>	 <p>Hardie™ Drive Screw 25mm Phillips Drive Collated A class 3 self-tapping wing-tipped screw for fastening to 0.5mm to 1.6mm BMT light gauge steel frames. Suitable for use in most auto feed screw guns. Selling Unit: 1,000 per box</p> <p>305980</p>
 <p>Hardie™ Fibreshears Electric tool for cutting fibre cement sheets. Selling Unit: 1 each</p> <p>300653</p>	 <p>Villaboard™ Knife A score and snap knife designed to efficiently cut through Hardie™ external cladding and internal lining products ≤9mm thick. Selling Unit: 12 per pack</p> <p>305915</p>
 <p>Hardie™ Blade 185mm A poly-diamond blade for fast and clean cutting of Hardie™ fibre cement products. Diameter: 185mm Selling Unit: 1 each</p> <p>300660</p>	 <p>Hardie™ Blade 254mm A poly-diamond blade for fast and clean cutting of Hardie™ fibre cement products. Diameter: 254mm Selling Unit: 1 each</p> <p>303375</p>
 <p>Hardie™ Joint Sealant^o 300mL cartridge A general purpose, paintable, exterior grade polyurethane joint sealant. 300mL cartridge Selling Unit: 20 per box</p> <p>305534</p>	 <p>Hardie™ Joint Sealant^o 600mL sausage A general purpose, paintable, exterior grade polyurethane joint sealant. 600mL sausage Selling Unit: 20 per box</p> <p>305672</p>
 <p>Hardie™ Base Coat 15kg Bag A water-resistant base coat compound. Selling Unit: 1 each</p> <p>304491</p>	 <p>Hardie™ Base Coat 4kg Tub A water-resistant base coat compound used in conjunction with Hardie™ Top Coat to create a seamless flush joint for Villaboard™ Lining. Selling Unit: 4 per box</p> <p>305535</p>
 <p>Hardie™ Top Coat 3kg Tub A water-resistant top coat compound used in conjunction with Hardie™ Base Coat to create a seamless flush joint for Villaboard™ Lining. Selling Unit: 4 per box</p> <p>305536</p>	 <p>Hardie™ Top Coat 15kg Tub A water-resistant top coat compound used in conjunction with Hardie™ Base Coat to create a seamless flush joint for Villaboard™ Lining. Selling Unit: 1 each</p> <p>304493</p>

Notes:
 All dimensions and masses provided are approximate only and subject to manufacturing tolerances. Products are to be installed in accordance with the relevant and current Product Installation Guide and Technical Documentation. For information relating to installation, best practices, warnings and warranties visit www.jameshardie.com.au or phone us on 13 11 03.

Key:
^o Hardie™ Joint Sealant is unsuitable as a fire rated sealant.

Versilux™ Lining

Versilux™ Lining is a pre-sealed flat sheet with square edges for butt joints. Sanded smooth and pre-sealed, Versilux™ Lining provides a flat surface that is site-painted to create a panellised look.

Versilux™ Lining is suitable for use in eaves, soffits and ceilings as well as internal walls in high-traffic areas. It suits residential, medium-density and commercial buildings where a durable, flat panel look is required. Suitable for timber or light gauge steel frames.



6mm Versilux™ Lining with Hardie™ PVC Eave and Soffit Jointer for an express joint look.

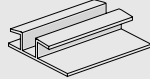
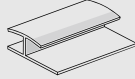
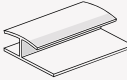
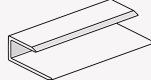
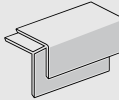
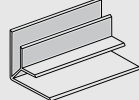
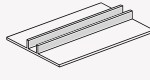
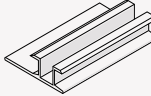
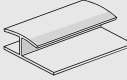


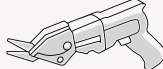

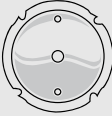
Product Code	Length (mm)	Width (mm)	Thickness (mm)	Weight per Unit* (kg)	Coverage per Panel (m ²)
Versilux™ Lining 4.5mm (Bevel Edge)					
400452	2,400	1,200	4.5	20	2.88
400450	3,000	1,200	4.5	25	3.60
400449	3,600	1,200	4.5	30	4.32
Versilux™ Lining 6mm (Square Edge)					
404777	2,400	1,200	6	26	2.88
404776	3,000	1,200	6	33	3.60
404778	3,600	1,200	6	40	4.32
Versilux™ Lining 9mm (Square Edge)					
401878	2,700	1,200	9	44	3.24
404902	2,400	1,200	9	40	2.88
404903	3,000	1,200	9	49	3.60

Selling units per pack: 4.5mm - 30 sheets; 6mm - 15 or 30 sheets; 9mm - 30 sheets or 1 each

Notes:
All dimensions and masses provided are approximate only and subject to manufacturing tolerances. Products are to be installed in accordance with the relevant and current Product Installation Guide and Technical Documentation.
For information relating to installation, best practices, warnings and warranties visit www.jameshardie.com.au or phone us on 13 11 03.

Key:
° Excludes pallet, glut and packaging.

Versilux™ Lining Accessories

 305506	Hardie™ 4.5mm PVC Eave Soffit Express Jointer 3,000mm A PVC extrusion used to join 4.5mm thick Versilux™ Lining or Hardie™ Flex sheets in eave and soffit applications, to give an expressed joint look. Note: Not suitable for external wall cladding applications. Selling Unit: 25 per pack	 305538	Hardie™ 4.5mm PVC Straight Jointer 2400mm A PVC extrusion used to join sheets. Length: 2,400mm x 4.5mm Selling Unit: 25 per pack
 305541	Hardie™ 4.5mm PVC Straight Jointer 3,000mm A PVC extrusion used to join sheets. Length: 3,000mm x 4.5mm Selling Unit: 25 per pack	 305542 / 305543	Hardie™ PVC Cap Mould 3,000mm A PVC extrusion used to finish sheet edges. Length: 3,000mm x 4.5mm / 3,000mm x 6.0mm Selling Unit: 25 per pack
 305544	Hardie™ 6mm PVC External Corner Angle 3,000mm A PVC extrusion, to be used with 6mm thick sheets at external corner junctions to conceal the sheet edge. Length: 3,000mm Selling Unit: 25 per pack	 305545	Hardie™ 6mm PVC Internal Corner Angle 3,000mm A PVC extrusion, to be used with 6mm thick sheets at internal corner junctions to conceal the sheet edge. Length: 3,000mm Selling Unit: 25 per pack
 305432	Hardie™ 6mm PVC Eave Soffit Express Jointer 3,000mm A PVC extrusion used to join 6mm thick Versilux™ Lining or Hardie™ Flex sheets in eave and soffit applications, to give an expressed joint look. Note: Not suitable for external wall cladding applications. Selling Unit: 25 per pack	 305649	Hardie™ 6mm Aluminium Negative Jointer A natural anodised aluminium extrusion used to join panels in dry and wet area applications, creating an expressed-joint look. Length: 2,700mm x 6mm
 305546	Hardie™ 6mm PVC Straight Jointer 3,000mm A PVC extrusion used to join sheets. Length: 3,000mm x 6.0mm Selling Unit: 25 per pack	 305979	Hardie™ Drive Screw 25mm Square Drive A class 3 self-tapping wing-tipped screw for fastening to 0.5mm to 1.6mm BMT light gauge steel frames. Selling Unit: 1,000 per box
 305980	Hardie™ Drive Screw 25mm Phillips Drive Collated A class 3 self-tapping wing-tipped screw for fastening to 0.5mm to 1.6mm BMT light gauge steel frames. Suitable for use in most auto feed screw guns. Selling Unit: 1,000 per box	 300653	Hardie™ Fibreshears Electric tool for cutting fibre cement sheets. Selling Unit: 1 each
 305915	Villaboard™ Knife A score and snap knife designed to efficiently cut through Hardie™ external cladding and internal lining products ≤9mm thick. Selling Unit: 12 per pack	 300660 / 303375	Hardie™ Blade 185mm/254mm A poly-diamond blade for fast and clean cutting of Hardie™ fibre cement products. 185mm / 254mm Diameter: 185mm / 254mm Selling Unit: 1 each

Hardie™ Panel Compressed Sheet

Hardie™ Panel Compressed Sheet is a structural flooring substrate for ceramic tile finishes over timber or lightweight steel floor joists; it's made from durable compressed fibre cement.

Hardie™ Panel Compressed Sheet is suitable for use as an internal substrate for tiled wet-area floors and an external substrate for tiled balconies, verandas and decks, in both residential and commercial buildings. It's a durable, moisture-resistant alternative to particleboard and plywood substrates, and a lightweight alternative to concrete.

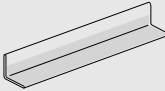






Product Code	Length (mm)	Width (mm)	Thickness (mm)	Weight per Unit ^a (kg)	Coverage per Panel (m ²)
Hardie™ Panel Compressed Sheet 15mm^a					
400081	2,400	1,200	15 ^a	80	2.88
400079	3,000	1,200	15 ^a	100	3.6
Hardie™ Panel Compressed Sheet 18mm^a					
400094	2,400	1,200	18 ^a	96	2.88
400460	3,000	1,200	18 ^a	120	3.6
Hardie™ Panel Compressed Sheet 24mm^a					
400461	2,400	1,200	24 ^a	128	2.88

Selling units per pack: 15mm – 10 sheets or each; 18mm – 8 sheets or each; 24mm – 6 sheets or each

Key:
^a Unavailable in WA. ^o Excludes pallet, glut and packaging.

Hardie™ Panel Compressed Sheet Accessories

 <p>305554</p>	<p>Hardie™ 45x45mm PVC Corner Angle Mould 3,000mm A PVC extrusion used to finish internal and external corners. Length: 3,000mm Selling Unit: 25 per pack</p>	 <p>300660</p>	<p>Hardie™ Blade 185mm A poly-diamond blade for fast and clean cutting of Hardie™ fibre cement products. Diameter: 185mm Selling Unit: 1 each</p>
 <p>303375</p>	<p>Hardie™ Blade 254mm A poly-diamond blade for fast and clean cutting of Hardie™ fibre cement products. Diameter: 254mm Selling Unit: 1 each</p>	 <p>305534</p>	<p>Hardie™ Joint Sealant^o 300mL cartridge A general purpose, paintable, exterior grade polyurethane joint sealant. 300mL cartridge Selling Unit: 20 per box</p>
 <p>305672</p>	<p>Hardie™ Joint Sealant^o 600mL sausage A general purpose, paintable, exterior grade polyurethane joint sealant. 600mL sausage Selling Unit: 20 per box</p>		

Notes:
 All dimensions and masses provided are approximate only and subject to manufacturing tolerances.
 Products are to be installed in accordance with the relevant and current Product Installation Guide and Technical Documentation.
 For information relating to installation, best practices, warnings and warranties visit www.jameshardie.com.au or phone us on 13 11 03.

Key:
^o Hardie™ Joint Sealant is unsuitable as a fire rated sealant.

Hardie™ Ceramic Tile Underlay

Hardie™ Ceramic Tile Underlay is an internal underlay for ceramic tile finishes which helps protect against movement that occurs naturally in timber, particleboard and plywood substrates.

Hardie™ Ceramic Tile Underlay is suitable for use on top of internal timber, particleboard and plywood substrates, and under ceramic tiles, in either wet or dry areas.



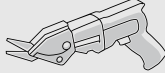





Hardie™ Ceramic Tile Underlay 6mm

Product Code	Length (mm)	Width (mm)	Thickness (mm)	Weight per Unit ^o (kg)	Coverage per Sheet (m ²)
403190	1,800	1,200	6	20	2.16

Selling units per pack: 30 sheets

Key:
^o Excludes pallet, glut and packaging.

Hardie™ Ceramic Tile Underlay Tools

 <p>Hardie™ Fibreshears Electric tool for cutting fibre cement sheets. Selling Unit: 1 each</p> <p>300653</p>	 <p>Villaboard™ Knife A score and snap knife designed to efficiently cut through Hardie™ external cladding and internal lining products ≤9mm thick. Selling Unit: 12 per pack</p> <p>305915</p>
 <p>Hardie™ Blade 185mm A poly-diamond blade for fast and clean cutting of Hardie™ fibre cement products. Diameter: 185mm Selling Unit: 1 each</p> <p>300660</p>	 <p>Hardie™ Blade 254mm A poly-diamond blade for fast and clean cutting of Hardie™ fibre cement products. Diameter: 254mm Selling Unit: 1 each</p> <p>303375</p>
 <p>Hardie™ Joint Sealant* 300mL cartridge A general purpose, paintable, exterior grade polyurethane joint sealant. 300mL cartridge Selling Unit: 20 per box</p> <p>305534</p>	 <p>Hardie™ Joint Sealant* 600mL sausage A general purpose, paintable, exterior grade polyurethane joint sealant. 600mL sausage Selling Unit: 20 per box</p> <p>305672</p>

Notes:

All dimensions and masses provided are approximate only and subject to manufacturing tolerances. Products are to be installed in accordance with the relevant and current Product Installation Guide and Technical Documentation. For information relating to installation, best practices, warnings and warranties visit www.jameshardie.com.au or phone us on 13 11 03.


Key:

^{*} Hardie™ Joint Sealant is unsuitable as a fire rated sealant.

Secura™ Exterior Flooring

Secura™ Exterior Flooring is an external structural flooring substrate for tile finishes over timber or lightweight steel floor joists. Simple and fast to install, Secura™ Exterior Flooring helps give you extra peace of mind against moisture damage to balconies and decks.







Secura™ Exterior Flooring is suitable for use as an external substrate for tiled residential balconies and decks. It's an alternative to particle board, plywood or compressed fibre cement.



Edge Colour	Product Code	Length (mm)	Width (mm)	Thickness (mm)	Joint Centres (mm)	Weight per Unit ^o (kg)	Coverage per Sheet (m ²)
Light Blue	404050	2,700	600	19	450	42	1.62
Dark Blue	404689	2,400	600	22	600	43	1.44

Selling units per pack: 20 sheets

Secura™ Exterior Flooring Tools

 <p>305984</p>	<p>Hardie™ Drive Screw 41mm Square Drive A class 3 self-tapping wing-tipped screw for fastening to 0.5mm to 1.6mm BMT light gauge steel frames. Selling Unit: 1,000 per box</p>	 <p>305982</p>	<p>Hardie™ Drive Screw 41mm Phillips Drive Collated A class 3 self-tapping wing-tipped screw for fastening to 0.5mm to 1.6mm BMT light gauge steel frames. Suitable for use in most auto feed screw guns. Selling Unit: 1,000 per box</p>
 <p>300660</p>	<p>Hardie™ Blade 185mm A poly-diamond blade for fast and clean cutting of Hardie™ fibre cement products. Diameter: 185mm Selling Unit: 1 each</p>	 <p>303375</p>	<p>Hardie™ Blade 254mm A poly-diamond blade for fast and clean cutting of Hardie™ fibre cement products. Diameter: 254mm Selling Unit: 1 each</p>
 <p>305534</p>	<p>Hardie™ Joint Sealant* 300mL cartridge A general purpose, paintable, exterior grade polyurethane joint sealant. 300mL cartridge Selling Unit: 20 per box</p>	 <p>305672</p>	<p>Hardie™ Joint Sealant* 600mL sausage A general purpose, paintable, exterior grade polyurethane joint sealant. 600mL sausage Selling Unit: 20 per box</p>

Notes:

All dimensions and masses provided are approximate only and subject to manufacturing tolerances. Products are to be installed in accordance with the relevant and current Product Installation Guide and Technical Documentation. For information relating to installation, best practices, warnings and warranties visit www.jameshardie.com.au or phone us on 13 11 03.

Key:

[^] Hardie™ Joint Sealant is unsuitable as a fire rated sealant. ^o Excludes pallet, glut and packaging.

Secura™ Interior Flooring

Secura™ Interior Flooring is a heavy-duty yet lightweight structural flooring substrate that does double duty – it can be easily used for tile, vinyl and carpet finishes over timber or steel floor joists in both residential general interiors and wet areas. Simple and fast to install, Secura™ Interior Flooring is an easy way to get top protection against moisture damage to all interior floors.







Secura™ Interior Flooring is suitable for use as a substrate for direct fixing of tiles, vinyl and carpet in residential floors and wet areas, as an alternative to particle board, plywood or compressed fibre cement.



Edge Colour	Product Code	Length (mm)	Width (mm)	Thickness (mm)	Joint Centres (mm)	Weight per Unit ° (kg)	Coverage per Sheet (m²)
White	404173	2,700	600	19	450	42	1.62
White	403550	1,800	900	19	450	42	1.62
Dark Grey	404691	2,400	600	22	600	43	1.44

Selling units per pack: 20 sheets

Secura™ Interior Flooring Tools

 <p>305984</p>	<p>Hardie™ Drive Screw 41mm Square Drive A class 3 self-tapping wing-tipped screw for fastening to 0.5mm to 1.6mm BMT light gauge steel frames. Selling Unit: 1,000 per box</p>	 <p>305982</p>	<p>Hardie™ Drive Screw 41mm Phillips Drive Collated A class 3 self-tapping wing-tipped screw for fastening to 0.5mm to 1.6mm BMT light gauge steel frames. Suitable for use in most auto feed screw guns. Selling Unit: 1,000 per box</p>
 <p>300660</p>	<p>Hardie™ Blade 185mm A poly-diamond blade for fast and clean cutting of Hardie™ fibre cement products. Diameter: 185mm Selling Unit: 1 each</p>	 <p>303375</p>	<p>Hardie™ Blade 254mm A poly-diamond blade for fast and clean cutting of Hardie™ fibre cement products. Diameter: 254mm Selling Unit: 1 each</p>
 <p>305534</p>	<p>Hardie™ Joint Sealant* 300mL cartridge A general purpose, paintable, exterior grade polyurethane joint sealant. 300mL cartridge Selling Unit: 20 per box</p>	 <p>305672</p>	<p>Hardie™ Joint Sealant* 600mL sausage A general purpose, paintable, exterior grade polyurethane joint sealant. 600mL sausage Selling Unit: 20 per box</p>

Notes:

All dimensions and masses provided are approximate only and subject to manufacturing tolerances. Products are to be installed in accordance with the relevant and current Product Installation Guide and Technical Documentation. For information relating to installation, best practices, warnings and warranties visit www.jameshardie.com.au or phone us on 13 11 03.

Key:

^ Hardie™ Joint Sealant is unsuitable as a fire rated sealant. ° Excludes pallet, glut and packaging.

Hardie™ Flex Eaves Lining

Hardie™ Flex Eaves Lining is a smooth, flat sheet that is produced in widths specifically made for eaves. It is site-painted to create a flat panel look.

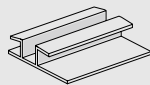
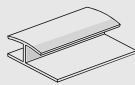
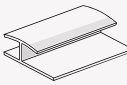
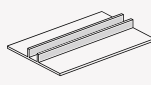
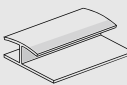
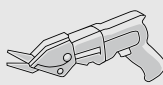


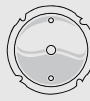
Hardie™ Flex Eaves Lining is specifically designed to line eaves and soffits in residential single and medium-density homes, including renovations and extensions, where a flat panel look is required. It can be used on either timber or light gauge steel framed homes.



Product Code	Length (mm)	Width (mm)	Thickness (mm)	Weight per Unit* (kg)	Coverage per Sheet (m ²)
400393	2,400	450	4.5	7	1.08
400392	2,400	600	4.5	10	1.44
400391	2,400	750	4.5	12	1.8



Hardie™ Flex Eaves Lining Accessories

 <p>305506</p>	<p>Hardie™ 4.5mm PVC Eave Soffit Express Joints 3,000mm A PVC extrusion used to join 4.5mm thick Versilux™ Lining or Hardie™ Flex sheets in eave and soffit applications, to give an expressed joint look. Note: Not suitable for external wall cladding applications. Selling Unit: 25 per pack</p>	 <p>305538</p>	<p>Hardie™ 4.5mm PVC Straight Joints 2,400mm A PVC extrusion used to join sheets. Length: 2,400mm x 4.5mm Selling Unit: 25 per pack</p>
 <p>305541</p>	<p>Hardie™ 4.5mm PVC Straight Joints 3,000mm A PVC extrusion used to join sheets. Length: 3,000mm x 4.5mm Selling Unit: 25 per pack</p>	 <p>305432</p>	<p>Hardie™ 6mm PVC Eave Soffit Express Joints 3,000mm A PVC extrusion used to join 6mm thick Versilux™ Lining or Hardie™ Flex sheets in eave and soffit applications, to give an expressed joint look. Note: Not suitable for external wall cladding applications. Selling Unit: 25 per pack</p>
 <p>305546</p>	<p>Hardie™ 6mm PVC Straight Joints 3,000mm A PVC extrusion used to join sheets. Length: 3,000mm x 6.0mm Selling Unit: 25 per pack</p>	 <p>300653</p>	<p>Hardie™ Fibreshears Electric tool for cutting fibre cement sheets. Selling Unit: 1 each</p>
 <p>305915</p>	<p>Villaboard™ Knife A score and snap knife designed to efficiently cut through Hardie™ external cladding and internal lining products ≤9mm thick. Selling Unit: 12 per pack</p>	 <p>300660</p>	<p>Hardie™ Blade 185mm A poly-diamond blade for fast and clean cutting of Hardie™ fibre cement products. Diameter: 185mm Selling Unit: 1 each</p>
 <p>303375</p>	<p>Hardie™ Blade 254mm A poly-diamond blade for fast and clean cutting of Hardie™ fibre cement products. Diameter: 254mm Selling Unit: 1 each</p>		


Notes:
All dimensions and masses provided are approximate only and subject to manufacturing tolerances. Products are to be installed in accordance with the relevant and current Product Installation Guide and Technical Documentation. For information relating to installation, best practices, warnings and warranties visit www.jameshardie.com.au or phone us on 13 11 03.

Key:
* Excludes pallet, glut and packaging.

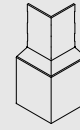
Hardie™ Edge Base Trim

Hardie™ Edge Base Trim is an architectural slab edge solution. Fabricated from high quality powder coated aluminium, Hardie™ Edge Base Trim provides a premium finish when installed at the base of compatible Hardie™ cladding products*.

Hardie™ Edge Base Trim is suitable for use in residential and selected commercial applications where compatible Hardie™ weatherboard, cladding and facade systems* are fixed to a seasoned timber or light-gauge steel frame.



Hardie™ Edge Base Trim



305914

Hardie™ Edge External Corner

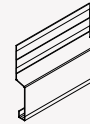
An aluminium mould used with Hardie™ Edge Base Trim at external corner junctions.
Colour: 'Sable™ Brilliance' (dark grey)
Selling Unit: 4 per pack



305913

Hardie™ Edge Internal Corner

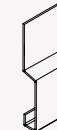
An aluminium mould used with Hardie™ Edge Base Trim at internal corner junctions.
Colour: 'Sable™ Brilliance' (dark grey)
Selling Unit: 4 per pack



305911

Hardie™ Edge Base Trim 3,950mm

A powder coated 3,950mm long aluminium extrusion used at slab edges.
Colour: 'Sable™ Brilliance' (dark grey)
Selling Unit: 4 per pack



305912

Hardie™ Edge Base Trim Jointer

An aluminium extrusion used with Hardie™ Edge Base Trim to conceal joints.
Selling Unit: 12 per pack

Hardie™ Edge Base Trim Tools



305984

Hardie™ Drive Screw 41mm Square Drive

A class 3 self-tapping wing-tipped screw for fastening to 0.5mm to 1.6mm BMT light gauge steel frames.
Selling Unit: 1,000 per box



305982

Hardie™ Drive Screw 41mm Phillips Drive Collated

A class 3 self-tapping wing-tipped screw for fastening to 0.5mm to 1.6mm BMT light gauge steel frames. Suitable for use in most auto feed screw guns.
Selling Unit: 1,000 per box



305534

Hardie™ Joint Sealant* 300mL cartridge

A general purpose, paintable, exterior grade polyurethane joint sealant.
300mL cartridge
Selling Unit: 20 per box

Notes:

All dimensions and masses provided are approximate only and subject to manufacturing tolerances. Products are to be installed in accordance with the relevant and current Product Installation Guide and Technical Documentation. For information relating to installation, best practices, warnings and warranties visit www.jameshardie.com.au or phone us on 13 11 03.

Key:

* See Hardie™ Edge Base Trim Installation Guide for compatible claddings. ^ Hardie™ Joint Sealant is unsuitable as a fire rated sealant.

Hardie™ Break

Hardie™ Break is a 12mm thick thermal break strip designed to reduce thermal bridging in steel frame applications*. It is made from a unique dual layer density configuration of polyolefin insulating material with a closed cell technology.

Hardie™ Break has been specifically designed for use behind Hardie™ external cladding on steel frames in residential, medium density, transportable and commercial applications*.



Product Code	Length (mm)	Width (mm)	Thickness (mm)	Pack Weight (kg)	Lineal Metres per Pack
305612	2,750	43	12	10.3	123.75

Selling units per pack: 45

Hardie™ Break Tools



305984

Hardie™ Drive Screw 41mm Square Drive

A class 3 self-tapping wing-tipped screw for fastening to 0.5mm to 1.6mm BMT light gauge steel frames.

Selling Unit: 1,000 per box



305982

Hardie™ Drive Screw 41mm Phillips Drive Collated

A class 3 self-tapping wing-tipped screw for fastening to 0.5mm to 1.6mm BMT light gauge steel frames. Suitable for use in most auto feed screw guns.

Selling Unit: 1,000 per box



Notes:

All dimensions and masses provided are approximate only and subject to manufacturing tolerances. Products are to be installed in accordance with the relevant and current Product Installation Guide and Technical Documentation. For information relating to installation, best practices, warnings and warranties visit www.jameshardie.com.au or phone us on 13 11 03.

Key:

* Hardie™ Break thermal strip may not be suitable in Type A and B fire-resisting construction as per Specification C1.1 (Volume 1) of the National Construction Code. Contact James Hardie on 13 11 03 for further information and advice prior to specification.

Hardie™ Weather Barrier

Hardie™ Weather Barrier (formerly known as Hardie™ Wrap) is a non-perforated, highly breathable safe-glare weather barrier to be used behind Hardie™ and other* external cladding products.

Made from an advanced triple-layered material, Hardie™ Weather Barrier has been engineered for the Australian climate. It delivers a triple-shield of protection to help against external weather penetration, internal condensation build up and external heat penetration.

Hardie™ Weather Barrier can be used in wall and gable applications in all Australian climates zones from 2 through to 8 (as per green shading on the map). Its unsuitable for climate zone 1, the humid, tropical areas of Northern Australia^.

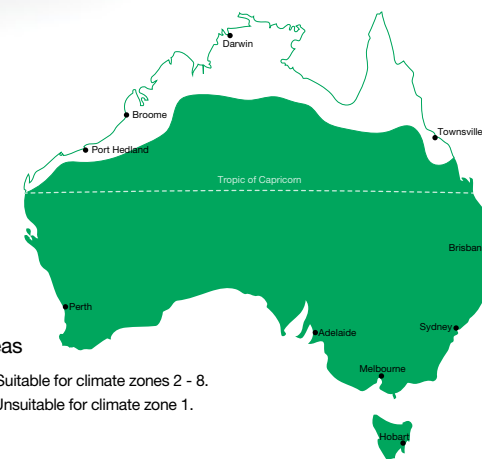
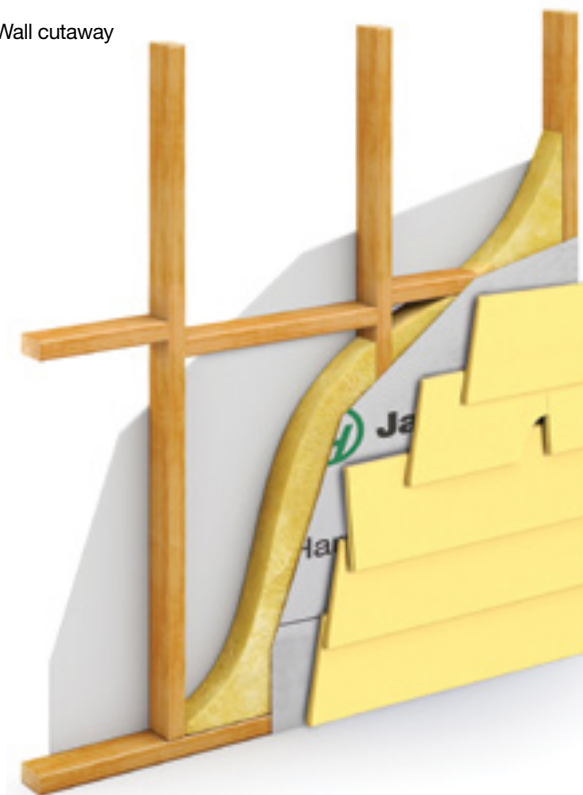
Hardie™ Weather Barrier can be fixed to timber or light gauge steel frames, beneath Hardie™ claddings and other* external claddings, in residential, medium density and commercial buildings.



Product Code	Roll Length (m)	Roll Width (m)	Roll Weight (kg)	Roll Coverage (m ²)	Duty Classification*
305664	30	2.75	9	82.5	Light*

Selling units per pack: 1 each

Wall cutaway



Notes:

All dimensions and masses provided are approximate only and subject to manufacturing tolerances. Products are to be installed in accordance with the relevant and current Product Installation Guide and Technical Documentation. For information relating to installation, best practices, warnings and warranties visit www.jameshardie.com.au or phone us on 13 11 03.

Key:

* Specifier is responsible for confirming the suitability of Hardie™ Weather Barrier for a specific design and climate zone with the selected external cladding product. Refer to the relevant cladding manufacturer for further information. ^ In accordance with AS/NZS 4200.1.

Hardie™ Deck System

Hardie™ Deck System is a system that provides a highly durable, low maintenance deck, with a modern appearance. Smooth, wide boards with clean lines and freedom of colour choice makes this fibre cement decking a stunning outdoor floor. Hardie™ Deck System is designed to stay strong as it ages. Unlike timber, Hardie™ Deck System is resistant to damage from moisture and termites. And when the sun beats down, you can rely on Hardie™ Deck System not to warp or splinter. The system is suitable for outdoor use including around pool and bushfire zone* applications.

Hardie™ Deck System is made from Hardie™ premium fibre cement. It creates a clean look to connect a stylish interior environment with the outdoors, without risking damage from the elements. The concealed fixing system is designed to provide effective drainage and ventilation particularly for low set deck applications. Boards are installed with a base jointer and top-strip system that conceals screws to maintain the modern good looks of Hardie™ Deck System.



Notes:

All dimensions and masses provided are approximate only and subject to manufacturing tolerances. Products are to be installed in accordance with the relevant and current Product Installation Guide and Technical Documentation. For information relating to installation, best practices, warnings and warranties visit www.jameshardie.com.au or phone us on 13 11 03.

Key:

* The Hardie™ Deck Concealed Fixing System is made from powder coated aluminium which has been certified for use in bushfire prone areas including BAL-FZ by CSIRO. * Based on a rectangle of 3m by 10m deck in standard layout and no corners, for more intricate designs, consult your account manager or the MyHardies take off tool available via jameshardie.com.au.

Hardie™ Deck System Board

Product Code	Product Name & Description	Length (mm)	Width (mm)	Thickness (mm)	Effective Cover* (mm)	Weight per Unit* (kg)	Illustration
404780	Decking board 19 x 196 x 3,000mm Main decking board slotted in both long edges.	3,000	196	19	210	19	

Selling units per pack: 50 boards

Hardie™ Deck System Accessories

Product Code	Product Name & Description	Length (mm)	Coverage	Quantity per Box	Illustration
306010	Hardie™ Deck Double Winged Base Jointer 225mm Double wing base jointer used to join all long edges of Hardie™ Deck System boards.	225	30m ² (box) 3m ² (pack)	10 packs of 35 (350 units)	
306012	Hardie™ Deck Snap-In Top Strip 3,000mm Snaps into the based jointer after coating to conceal fasteners.	3,000	30m ² (box) 3m ² (pack)	10 packs of 5 (50 units)	
306014	Hardie™ Deck Snap-In Top Strip FZ 3,000mm Suitable for FZ applications; snaps into the based jointer after coating to conceal fasteners.	3,000	30m ² (box) 3m ² (pack)	10 packs of 5 (50 units)	

Product Code	Product Name & Description	Length (mm)	Quantity per Box	Illustration
306032	Hardie™ Deck Wingless Base Jointer 225mm Wingless base jointer used to join all long edges of Hardie™ Deck System boards.	3,000	10 packs (50 units)	
306011	Hardie™ Deck Single Wing Base Jointer 225mm Single wing base jointer used to join all long edges of Hardie™ Deck System boards.	225	10 packs (350 units)	

Hardie™ Deck System options

Product Code	Product Name & Description	Length (mm)	Width (mm)	Thickness (mm)	Effective Cover* (mm)	Weight per Unit* (kg)	Illustration
404782	Finishing board 19 x 296 x 3,000mm Wider decking board with no slots. Used for pattern variation and stair treads.	3,000	296	19	296	29	

Selling units per pack: 1 each

Product Code	Product Name & Description	Length (mm)	Quantity per Box	Illustration
305844	Fascia edge cap 3,000mm long Used to fix the first board long edge and finish deck edge with a fascia board.	3,000	10 units per pack	
305846	Slimline edge cap 3,000mm long Used to fix the first board long edge and finish deck edge with or without a fascia board.	3,000	10 units per pack	

Key:

* Excludes pallet, glut and packaging.

ExoTec™ Facade Panel and System

ExoTec™ Facade Panel and System is a fully sealed, compressed facade panel installed with a proprietary fixing system. It features expressed joints and is either site-painted or pre-finished off-site. ExoTec™ Facade Panel and System is the most popular fibre cement commercial facade system.

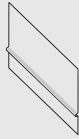
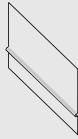
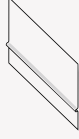
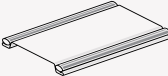
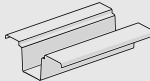
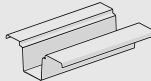
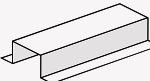
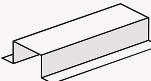

ExoTec™ Facade Panel and System is suitable for use as an external facade, fascia or soffit on commercial buildings requiring a durable, low-maintenance and impact-resistant system, and an expressed-jointed panel look. It's suitable for either full panel or composite designs.



Product Code	Length (mm)	Width (mm)	Thickness (mm)	Weight per Unit* (kg)	Coverage per Sheet (m²)
402205	2,400	1,200	9	44	2.88
402209	3,000	1,200	9	55	3.6

Selling units per pack: 16 sheets or 1 each

ExoTec™ Facade Panel and System Accessories

 <p>Hardie™ Backing Strip 1,190mm A weather seal at horizontal panel joints for use with ExoTec™ Facade Panel and System and Matrix™ Cladding. Length: 1,190mm Selling Unit: 10 per pack or each</p> <p>305557</p>	 <p>Hardie™ Backing Strip 2,390mm A weather seal at horizontal panel joints for use with ExoTec™ Facade Panel and System and Matrix™ Cladding. Length: 2,390mm Selling Unit: 10 per pack or each</p> <p>305558</p>
 <p>Hardie™ Backing Strip 2,990mm A weather seal at horizontal panel joints for use with ExoTec™ Facade Panel and System and Matrix™ Cladding. Length: 2,990mm Selling Unit: 10 per pack or each</p> <p>305559</p>	 <p>ExoTec™ Gasket Snap Strip 3,620mm long For use with the ExoTec™ Facade Panel and System, this gasket snap strip is specially designed to clip into the ExoTec™ Top Hat at vertical facade panel joints to provide an initial weather seal and drainage using a neoprene gasket. Length: 3,620mm. Selling Unit: 10 per pack</p> <p>305556</p>
 <p>ExoTec™ Top Hat 6,000mm long A rolled metal section, for use with ExoTec™ Facade Panel and System, designed to span across the building structure to support facade panels and isolate differential movement of the panels from those of the structure. 124mm wide x 35mm deep x 0.75mm gauge thick. Length: 6,000mm Selling Unit: 45 per pack</p> <p>305948</p>	 <p>ExoTec™ Top Hat 7,200mm long A rolled metal section, for use with ExoTec™ Facade Panel and System, designed to span across the building structure to support facade panels and isolate differential movement of the panels from those of the structure. 124mm wide x 35mm deep x 0.75mm gauge thick. Length: 7,200mm Selling Unit: 45 per pack</p> <p>305947</p>
 <p>Hardie™ Intermediate Top Hat 0.75mm BMT 6,000mm A metal top hat for use with ExoTec™ Facade Panel and System for intermediate sheet support. 50mm wide face x 35mm deep x 0.75mm gauge thick. Length: 6,000mm Selling Unit: 50 per pack</p> <p>305950</p>	 <p>Hardie™ Intermediate Top Hat 0.75mm BMT 7,200mm A metal top hat for use with ExoTec™ Facade Panel and System for intermediate sheet support. 50mm wide face x 35mm deep x 0.75mm gauge thick. Length: 7,200mm Selling Unit: 50 per pack</p> <p>305949</p>
 <p>Hardie™ Facade Washers Facade washers used for exposed fastener fixing with ExoTec™ Facade Panel and System and Matrix™ Cladding. Selling Unit: 1,000 per bag</p> <p>305565</p>	

Notes:

All dimensions and masses provided are approximate only and subject to manufacturing tolerances. Products are to be installed in accordance with the relevant and current Product Installation Guide and Technical Documentation. For information relating to installation, best practices, warnings and warranties visit www.jameshardie.com.au or phone us on 13 11 03.

Key:

* Excludes pallet, glut and packaging.

RAB™ Board

RAB™ Board is a 6mm specialised fibre cement rigid air barrier that can be used beneath facade systems and external claddings, providing added protection against the elements. Each panel is sealed with James Hardie's proprietary penetrating sealer technology, keeping water, air and wind out, while allowing moisture vapour to easily escape.

RAB™ Board's exceptional strength helps equalise air pressure inside the wall cavity, allowing buildings to stand up to 7kPa high wind pressures. RAB™ Board is easy to install and can be exposed for up to 180 days prior to installing the external cladding.



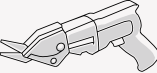

The inherent strength of RAB™ Board makes it an ideal product for use in external wall design in residential or commercial specific design projects.



Product Code	Length (mm)	Width (mm)	Thickness (mm)	Weight per Unit ^a (kg)	Coverage per Panel (m ²)
402980	2,450	1,200	6 ^a	27	2.94
405131	2,750	1,200	6 ^a	30	3.3
402981	3,000	1,200	6 ^a	33	3.6

Selling units per pack: 40 sheets

RAB™ Board Tools

 <p>305979</p>	<p>Hardie™ Drive Screw 25mm Square Drive A class 3 self-tapping wing-tipped screw for fastening to 0.5mm to 1.6mm BMT light gauge steel frames. Selling Unit: 1,000 per box</p>	 <p>305980</p>	<p>Hardie™ Drive Screw 25mm Phillips Drive Collated A class 3 self-tapping wing-tipped screw for fastening to 0.5mm to 1.6mm BMT light gauge steel frames. Suitable for use in most auto feed screw guns. Selling Unit: 1,000 per box</p>
 <p>300653</p>	<p>Hardie™ Fibreshears Electric tool for cutting fibre cement sheets. Selling Unit: 1 each</p>	 <p>305915</p>	<p>Villaboard™ Knife A score and snap knife designed to efficiently cut through Hardie™ external cladding and internal lining products ≤9mm thick. Selling Unit: 12 per pack</p>

Notes:

All dimensions and masses provided are approximate only and subject to manufacturing tolerances. Products are to be installed in accordance with the relevant and current Product Installation Guide and Technical Documentation. For information relating to installation, best practices, warnings and warranties visit www.jameshardie.com.au or phone us on 13 11 03.

Key:

^a Unavailable in WA. [°] Excludes pallet, glut and packaging.

Hardie™ Smart Fire & Acoustic Wall Systems


Aged Care Wall System

Hardie™ Aged Care Wall System is a fire and acoustic rated common wall solution designed for Class 9c buildings. It's a high performance, lightweight system that is faster to install than other commonly available comparable wall systems due to its single layer design.

Hardie™ Aged Care Wall System is up to 12% more compact**, delivering significant increases in usable living space and has the potential to increase land yield.

Application(s):

- Designed for separating walls between sole occupancies in class 9c buildings; requiring a Fire Resistance Level (FRL) of up to 1 hour and an acoustic rating $R_w \leq 45$ ".




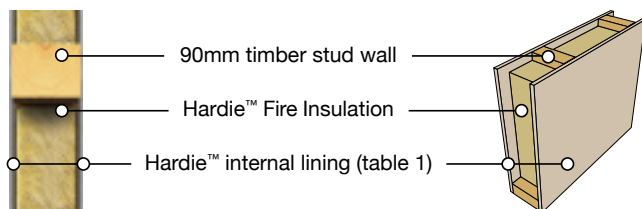
System Performance*:

 FRL 60/60/60

 R_w 47

 R 2.7

 4.0 - 10 kN/m



Main Components Supplied by James Hardie

Hardie™ Fire Insulation

Product Code	Dimensions (mm)	Material R-value (m ² .K/w)	Pieces per Pack	Weight (Kg)	Coverage per Pack (m ²)	Foil Laminate	Stud Spacing (mm)
305790	560x1,160x85	2.5	5	23.5	3.6	No	600
305791	420x1,160x85	2.5	5	17.6	2.7	No	450

Villaboard™ Lining (6 or 9mm)

Refer to pages 42-43 of this document.

Versilux™ Lining (6 or 9mm)

Refer to pages 44-45 of this document.

Hardie™ Groove Lining

Refer to pages 32-33 of this document.

Notes:

All dimensions and masses provided are approximate only and subject to manufacturing tolerances. Products are to be installed in accordance with the relevant and current Product Installation Guide and Technical Documentation. For information relating to installation, best practices, warnings and warranties visit www.jameshardie.com.au or phone us on 13 11 03.

Key:

** Where discontinuous construction is required (e.g. a wall separating a sole-occupancy unit from a kitchen or laundry), a twin timber frame of 90mm with a discontinuous cavity of 25mm frame must be used in lieu of single 90mm timber frame. ** Compared to standard plasterboard systems with a 90mm timber frame with similar acoustic and fire performance levels. * Refer to the relevant Hardie™ Smart Fire & Acoustic Wall Systems Design Guide for further information.


Blade Wall System

Hardie™ Blade Wall System is a versatile and high performance fire-rated wall system. Its single layer design makes it the perfect solution to separate dwellings in cantilevering balconies and ground wall extensions.

Hardie™ Blade Wall System is highly compact; with a wall thickness starting as low as 102mm, it delivers significant savings in outdoor living space compared to other wall systems. Perfect for tight spaces and narrow sites.

Application(s):


- Designed for timber-framed buildings where external separating walls require a Fire Resistance Level (FRL) of up to 1 hour.

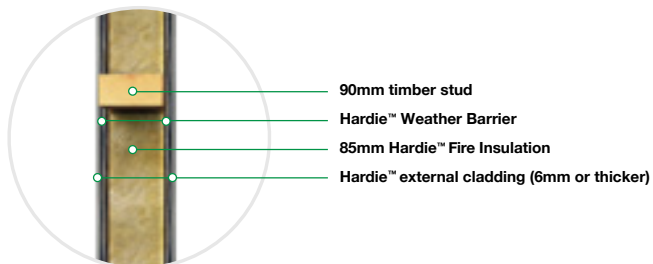


System Performance*:

 FRL 60/60/60

 Rw 47

 4.0 - 10 kN/m



Main Components Supplied by James Hardie

Hardie™ Fire Insulation

Product Code	Dimensions (mm)	Material R-value (m2.K/w)	Pieces per Pack	Weight (Kg)	Coverage per Pack (m²)	Foil Laminate	Stud Spacing (mm)
305790	560x1,160x85	2.5	5	23.5	3.6	No	600
305791	420x1,160x85	2.5	5	17.6	2.7	No	450

Hardie™ external cladding (6mm or thicker)

Refer to the relevant external cladding product page(s) within this document.

Hardie™ Weather Barrier

Refer to pages 60-61 of this document.

Notes:

All dimensions and masses provided are approximate only and subject to manufacturing tolerances. Products are to be installed in accordance with the relevant and current Product Installation Guide and Technical Documentation. For information relating to installation, best practices, warnings and warranties visit www.jameshardie.com.au or phone us on 13 11 03.

Key:

* Refer to the relevant Hardie™ Smart Fire & Acoustic Wall Systems Design Guide for further information.

Boundary Wall System

Hardie™ Boundary Wall System is a fire and acoustic rated boundary wall solution designed for Class 1 & 10a timber framed buildings. Hardie™ Boundary Wall System is up to 45% more compact than a standard brick veneer boundary wall; for every 10 lineal metres of Hardie™ Boundary Wall System, you gain up to 1.25m² of floor space[#]. This delivers a significant saving in usable land area while maximising property value.

Hardie™ Boundary Wall System also comes with the good looks and versatility of Hardie™ external cladding given any product 6mm or greater can be installed as part of the system.

Application(s):


- Class 1 & 10a timber framed buildings.
- Designed for townhouses, terraces and detached buildings where external walls are in close proximity to the boundary. Also suitable for bushfire zone areas (up to BAL-FZ).





System Performance^{*}:

 FRL 60/60/60
FROM THE OUTSIDE

 Rw 47 - 48

 R 2.0 - 2.6

 4.0 - 10 kN/m



Main Components Supplied by James Hardie

Hardie™ Fire Insulation

Product Code	Dimensions (mm)	Material R-value (m ² .K/w)	Pieces per Pack	Weight (Kg)	Coverage per Pack (m ²)	Foil Laminate	Stud Spacing (mm)
305903	560x1,160x60	1.7	7	23.2	5.1	Yes	600
305902	420x1,160x60	1.7	7	17.4	3.8	Yes	450
305909	420x1,310x60	1.7	7	19.8	4.3	Yes	450

Hardie™ External Cladding (6mm or thicker)

Refer to the relevant external cladding product page(s) within this document.

Hardie™ Weather Barrier

Refer to pages 60-61 of this document.

Villaboard™ Lining 6mm

Refer to pages 42-43 of this document.

Notes:

All dimensions and masses provided are approximate only and subject to manufacturing tolerances. Products are to be installed in accordance with the relevant and current Product Installation Guide and Technical Documentation. For information relating to installation, best practices, warnings and warranties visit www.jameshardie.com.au or phone us on 13 11 03.

Key:

[#] Compared to a standard 230mm thick brick veneer wall. *Refer to the relevant Hardie™ Smart Fire & Acoustic Wall Systems Design Guide for further information.

Intertenancy Wall System

Hardie™ Intertenancy Wall System is a fire and acoustic rated common wall solution designed for Class 1 & 10a timber framed buildings. It's a high performance, efficient lightweight wall system with a single layer that is up to 30% faster to install than other comparable commonly available fire and acoustic rated wall systems.


Hardie™ Intertenancy Wall System is up to 18% more compact;[#] than traditional common wall systems - delivering significant increases in usable living space and increased land yield.


Application(s):


- Class 1 & 10a timber framed buildings.
- Designed for common walls between tenancies in multi-residential developments, townhouses and terraces requiring semi-detached construction.




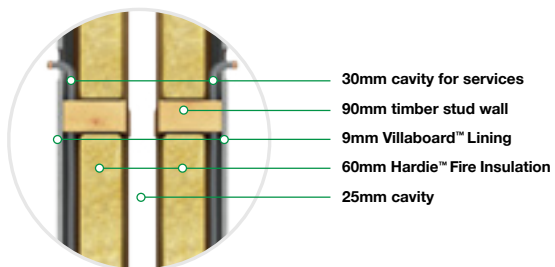
System Performance^{*}:

 FRL 60/60/60
TWO WAY

 Rw + Ctr >50

 R 4.2

 4.0 - 10 kN/m



Main Components Supplied by James Hardie

Hardie™ Fire Insulation

Product Code	Dimensions (mm)	Material R-value (m2.K/w)	Pieces per Pack	Weight (Kg)	Coverage per Pack (m²)	Foil Laminate	Stud Spacing (mm)
305903	560x1,160x60	1.7	7	23.2	5.1	Yes	600
305902	420x1,160x60	1.7	7	17.4	3.8	Yes	450
305909	420x1,310x60	1.7	7	19.8	4.3	Yes	450

Villaboard™ Lining 9mm

Refer to pages 42-43 of this document.

Notes:

All dimensions and masses provided are approximate only and subject to manufacturing tolerances. Products are to be installed in accordance with the relevant and current Product Installation Guide and Technical Documentation. For information relating to installation, best practices, warnings and warranties visit www.jameshardie.com.au or phone us on 13 11 03.

Key:

^{*} Compared to commonly available plasterboard shaftliner systems with a 90mm twin timber frame and with similar performance levels to Hardie™ Intertenancy Wall System. ^{*} Refer to the relevant Hardie™ Smart Fire & Acoustic Wall Systems Design Guide for further information.

Hardie™ Smart Fire & Acoustic Wall Systems

ZeroLot™ Wall System

Hardie™ Smart ZeroLot™ Wall System is a fire and acoustic rated dual boundary wall solution designed for Class 1 & 10a timber framed buildings. In multi-occupancy projects, Hardie™ Smart ZeroLot™ Wall System has the distinct advantage of enabling construction of all dwellings in your development independently. This results in flexibility of building process and improved business cash flow.

Hardie™ Smart ZeroLot™ Wall System can also offer a higher property value for the same block of land by providing fully detached dwellings and increased internal liveable space. For instance, on every 10m wall length you gain 2.45m² of internal space per dwelling[#].


Application(s):

- Class 1 & 10a timber framed buildings.
- Fully detached dwellings with minimum offset.




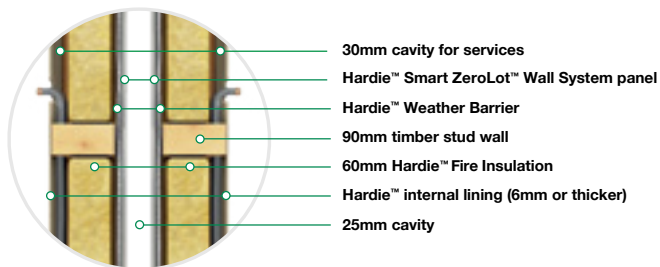
System Performance*:

 FRL 60/60/60
ONE WAY
per wall

 Rw 47 - 48
per wall

 R 1.6 - 1.7[†]
per wall

 4.0 - 10 kN/m
per wall



Main Components Supplied by James Hardie

Hardie™ Fire Insulation

Product Code	Dimensions (mm)	Material R-value (m ² .K/w)	Pieces per Pack	Weight (Kg)	Coverage per Pack (m ²)	Foil Laminate	Stud Spacing (mm)
305903	560x1,160x60	1.7	7	23.2	5.1	Yes	600
305902	420x1,160x60	1.7	7	17.4	3.8	Yes	450
305909	420x1,310x60	1.7	7	19.8	4.3	Yes	450

Hardie™ Smart ZeroLot™ Wall System

Product Code	Length (mm)	Width (mm)	Thickness (mm)	Weight per Unit [°] (kg)	Coverage per Panel (m ²)
404880	3,000	1,200	8.5	47	3.6

Hardie™ Weather Barrier

Refer to pages 60-61 of this document.

Villaboard™ Lining 6mm

Refer to pages 42-43 of this document.

Hardie™ Smart ZeroLot™ Wall System Accessories



305886

Hardie™ Aluminium Step Flashing 3,600mm

A reversible aluminium flashing designed to be used at floor junctions and horizontal joints of Hardie™ Smart ZeroLot™ Wall System panels.

Length: 3,600mm

Selling Unit: 4 per pack



304560

Hardie™ 50mm Foam Back Sealing Tape 25m roll

A self-adhesive foam tape to help improve water tightness. It is applied under sheet joins to the vapour permeable membrane along the stud face.

Length: 25 metres long roll

Selling Unit: 1 each

Notes:

All dimensions and masses provided are approximate only and subject to manufacturing tolerances. Products are to be installed in accordance with the relevant and current Product Installation Guide and Technical Documentation. For information relating to installation, best practices, warnings and warranties visit www.jameshardie.com.au or phone us on 13 11 03.

Key:

[†] Compared to a standard 230mm thick brick veneer wall. [°] Refer to the relevant Hardie™ Smart Fire & Acoustic Wall Systems Design Guide for further information. [°] Depending on wall configuration. [°] Excludes pallet, glut and packaging.

Help homeowners get their dream home with a clear decision about the look they want.

It can be tricky talking design with a homeowner who is not a designer or a building professional. Yet they are the most qualified person to talk about the lifestyle they want from their home. Research by James Hardie shows that sharing images and using vision boards results in homeowners being twice as likely to love the look of their finished home. Download the Modern and Hamptons look book to use as helpful image-based selection tools.



1. [Scandi Barn Look](#)



2. [Mid-Century Modern Look](#)



3. [Box Modern Look](#)



1. [Australian Hamptons Look](#)



2. [Traditional Hamptons Look](#)



4. [Mixed Cladding Look](#)



5. [Modern Coastal Look](#)



Click here to download the Modern Home Look Book



3. [Contemporary Hamptons Look](#)



Click here to download the Hamptons Home Look Book

Follow us @ JamesHardieAU on





For information and advice

Call 13 11 03

Visit [jameshardie.com.au](https://www.jameshardie.com.au)

🖱️ [Click here](#)

Rev 1

Australia March 2023

©2023 James Hardie Australia Pty Ltd ABN 12 084 635 558.

™ and ® denote a trademark or registered trademark owned by James Hardie Technology Ltd.

Refer to the current product installation guide for a full list of accessories including those not supplied by James Hardie.

Australasia EPD®, COLORBOND®, Sable™, Dulux®, RockCote® and Good Design Award™ are trademarks or registered trademarks of their respective owners.

For information relating to installation, best practices, warnings, and warranties visit www.jameshardie.com.au or phone us on 13 11 03.