



Smart Locks

Delivering a premium digital locking solution with flexible control and peace of mind.



Yale delivers a premium digital locking solution with flexible control and peace of mind. Your lock is controllable from anywhere in the world, when connected to a home automation hub!

Contents



Unity Entrance Lock
- Smart Keypad
- Connect Bridge

Page 2 / Page 4



Assure Lock® SL

Page 6



Assure Lock®

Page 8



Access Kit

Page 10



Access App

Page 12



Network Modules

Page 14

Unity Entrance Lock



Designed to suit the Australian market, the Unity Entrance Lock achieves patented digital deadlocking technology, locking both the internal and external handles of your lock.

Meeting Australian lock standards AS4145.2:2008, SL8 and D8, you can be sure that the Unity Entrance Lock meets your security needs.

Lock alert indications shows users the lock mode via a built in LED. The locks has three modes, Unlock (Green), Locked (Yellow) and Secure (Red).

Controllable by either the Yale Access App, key card or Yale Smart Keypad*, the Unity Entrance Lock provides you with a range of options to control your lock. The Yale Access App allows you to lock and unlock your door, grant access to others and keep track of visitor access, all via your smartphone. Grant users one time access, access for a set period of time or a date range, avoiding any lost keys or having your keys stolen or copied.

Using varying technologies including Bluetooth, Wi-Fi and GPS as well as the Yale Access App, the auto-unlock feature unlocks your door as you approach.

The door position sensor checks the status of the door and tells you if your door is securely closed and locked. This avoids inadvertently locking your door whilst the door is open.

The Unity Entrance Lock can be upgraded with the Yale Connect Bridge*. The Yale Connect Bridge* allows you to access your lock from wherever you are. Allowing you to lock and unlock, change PIN codes and lock settings remotely. The Yale Connect Bridge allows 'Works with' ability, integrating into your Google, Samsung or Alexa smart home hubs.

With the Yale Smart Keypad* you can lock and unlock your door via PIN codes.

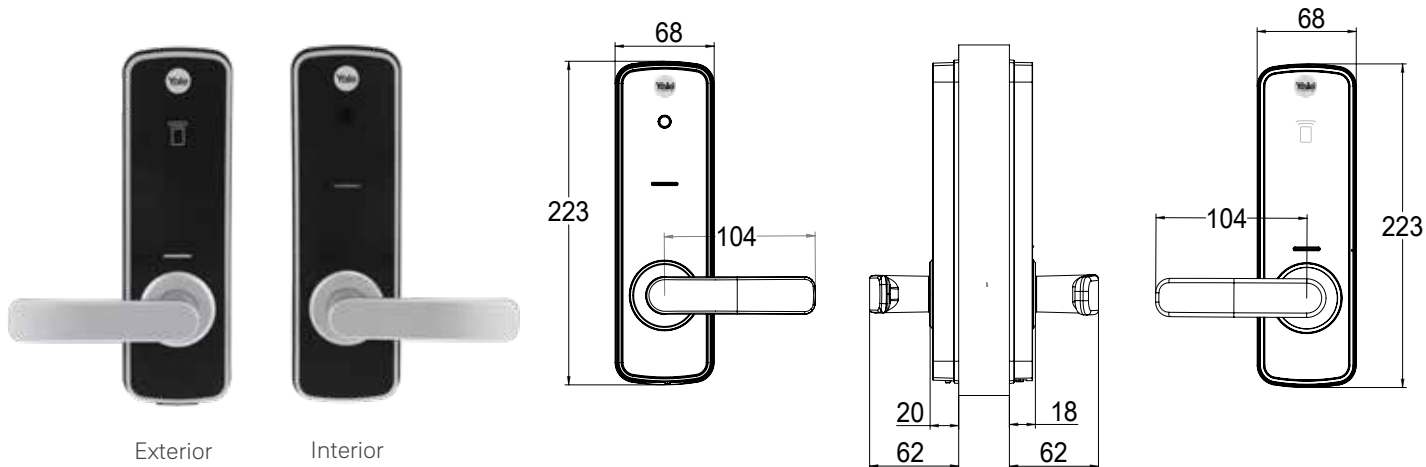
*Yale Connect Bridge and Yale Smart Keypad sold separately.

Features & Specifications

- Digital deadlocking
- Certified to SL8 (Security) Australian Lock Standard (AS4145.2:2008)
- Certified to D8 (Durability) Australian Lock Standard (AS4145.2:2008)
- Fits standard doors 35mm- 60mm thick
- 60-70mm backset latch compatible
- Total control via App
- Auto unlock
- Tailor user access
- Lock alert
- 24/7 Lock Activity trails
- Door Position Sensor
- 100% keyfree
- Tested and certified to Australian regulatory requirements (RCM)




Unity Entrance Lock



Description	Part Number	GTIN
Yale Unity Entrance Lock Silver	YUR/DEL/1/SIL	9348313036042
Yale Unity Entrance Lock With Connect Bridge	YUR/DEL/BDG/SIL	9348313037865
Yale Unity Entrance Lock Silver with Connect Bridge and Keypad	YUR/DEL/KIT/SIL	9348313037841
Yale Unity Entrance Lock Silver with Smart Keypad	YUR/DEL/KP/SIL	9348313037858
Yale Contactless Key Tag	YDKEYTAG	9348313037292

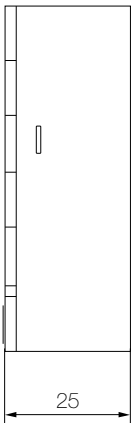
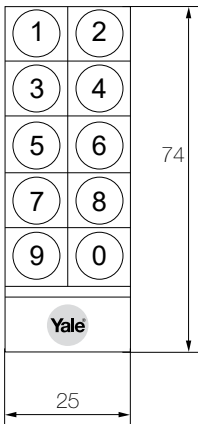
Technical Specifications	
Australian Standard	AS4145.2.2018 SL8 Security D8 Durability
Compliance	RCM - Australian Electrical Regulatory Compliant
IP Rating	IP54
Operating Temperature	-25-70c
Humidity	0-90%
Power	4 x AA Alkaline batteries
Battery Life on lock	approximately 12months
RFID	MiFare (2 x Contactless Key Cards)
Finish	Silver powdercoat with black nylon
Use	Entry doors. Not for use on doors where the internal escutcheon is exposed to outside elements. Eg: Outdoor gate
Backset	60-70mm backset (70mm latch sold separately - Y530-2SC
Lock Type	530 Latch
Door Thickness	35-60mm
Volume Settings	Mute, Low, High
Low Battery Warning	20%
Phone Requirement	iOS (11.0 or higher) or Android (6.0 or higher) smartphones

Unity Series Accessory - Smart Keypad



Features and Specifications

- Compatible with Yale Unity Series
- Connects to your Yale Access app to tell you who comes and goes
- 220 PIN codes
- One touch locking
- Hassel free installation. No hard wiring



Description	Part Number	GTIN
Yale Smart Keypad	05/301000/BL	9348313036691
*Compatible with Yale Unity Series		

Technical Specifications	
Compliance	CE: European Electric Compliant RCM: Australian Electrical Regulatory Compliant
Communication	Bluetooth V4.2
Dimensions	73.6h x 25w x 25d mm
Power	2 x AAA alkaline batteries
Battery Life	Estimated 3 months
Operating Temperature	-17-50c
Operating Humidity	0-90%
Finish	Black nylon plastic
Number of key codes	220 PIN codes
Phone requirement	iOS (9.0 or higher) orAndroid (5.0 or higher) smartphones

Unity Series Accessory - Connect Bridge



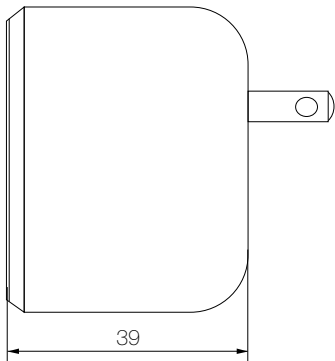
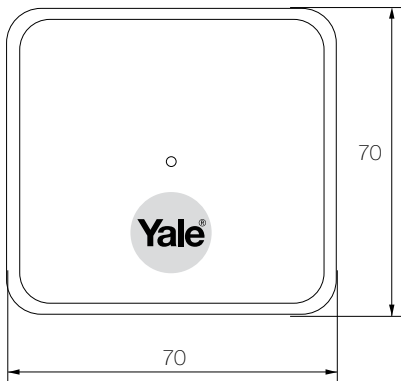
Yale Connect Bridge allows you to access your lock from wherever you are. Allowing you to lock and unlock, change PIN codes and lock settings remotely. Giving you total control over your lock, via the Yale Access app, you are able to lock and unlock your door, grant access to others and keep track of visitor access. Integrating the bridge into your home automation system, users have the ability to create scenes such as turn your lights on when your door unlocks.

The Yale Connect Bridge enables voice assistant and 'Works with' ability, integrating into your Google, Samsung or Alexa smart home devices.



Features and Specifications


- Remote operation of your lock
- Enables smart home connectivity with Google Home, Amazon Alexa, Samsung SmartThings



Description	Part Number	GTIN
Yale Connect Bridge	YAL-AC02-ANZ	9348313035816
*Compatible with Yale Unity Series		

Technical Specifications	
Compliance	CE: European Electric Compliant RCM: Australian Electrical Regulatory Compliant
Communication	Wifi & Bluetooth V4.2
Dimensions	70h x 70w x 39d mm
Power	1 plug
Operating Temperature	0-40c
Operating Humidity	10-85%
Power consumption	100-240V
Finish	White nylon plastic
Phone requirement	iOS (9.0 or higher) or Android (5.0 or higher) smartphones

Assure Lock® SL



Never worry about carrying around or losing your house keys again, simply lock and unlock your door with the sleek touchscreen keypad. Create unique PIN codes to share with your family and friends for ultimate convenience. The Assure Lock SL can be upgraded with a Yale Module to integrate seamlessly with your home automation or alarm system.

This sleek and modern touchscreen deadbolt allows homeowners to enjoy the convenience of 100% key free unlocking.

You'll never have to carry your keys again. Create unique PIN codes for friends and family and remove codes whenever you need to.

Works with your Smart Home

The Assure Lock SL can be upgraded with a Yale Module (Yale Access, Z-Wave Plus* and ZigBee*) to integrate into most home automation systems so that you can control and monitor the lock from anywhere in the world.

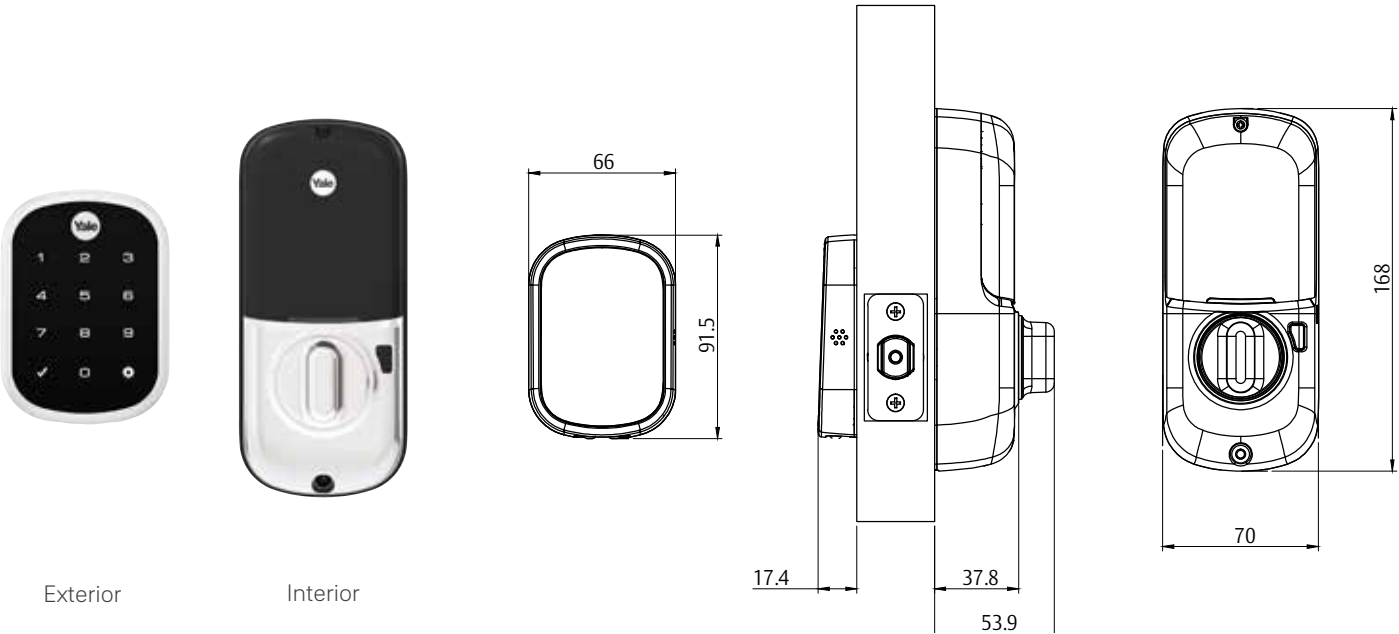
*Modules are sold separately

Features & Specifications

- Simple installation
- Create up to 25 unique PIN codes
- Keyless entry
- Suits a standard 54mm timber door preparation
- Adjustable 60-70mm backset
- 4 x AA Batteries
- 9V battery backup
- Home automation integration capabilities with Yale Network Module
- Available in Satin Chrome finish



Assure Lock[®] SL



Description	Part Number
Yale Assure Lock SL Satin Chrome	YRD256NRSC
Yale Assure Lock SL Apple Satin Chrome*	YRD256-iM1-SC

*Only Available in Apple stores

Assure Lock® Keyed



Lock and unlock your home without the hassle of keys. Create unique PIN codes to share with your family and friends for ultimate convenience.

Including a backlit touch screen keypad, users have the option of entering a PIN code to unlock the door.

An automatic re-lock function is available so that when the latch is retracted, the lock will automatically lock after a specified period of time.

The Yale Assure Lock digital deadbolt can be upgraded with a Yale module (Yale Access, Z-Wave Plus* and ZigBee*) to seamlessly integrate into most home automation and alarm systems.

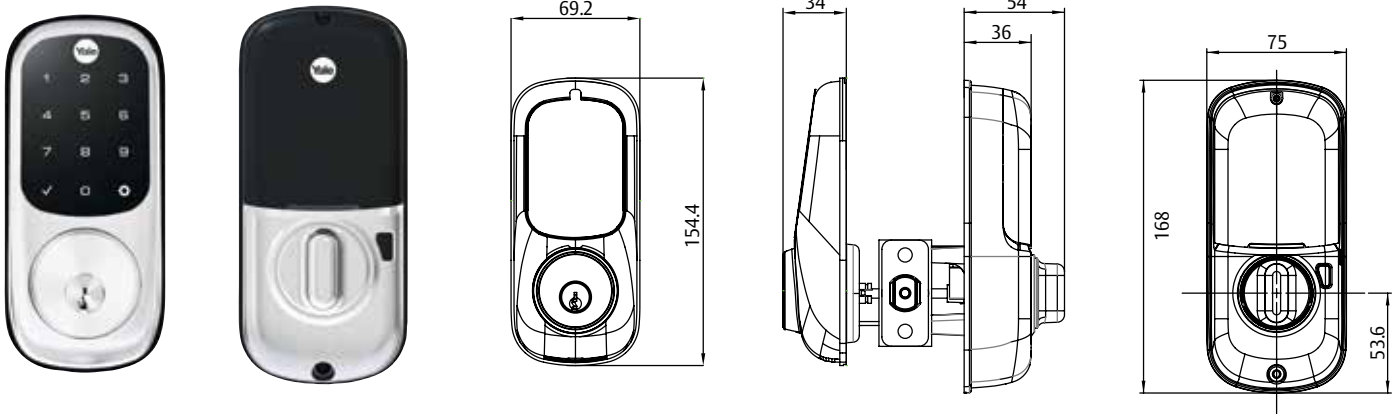
*Modules are sold separately

Features & Specifications

- Simple installation
- Create up to 25 Unique PIN codes
- C4 key override
- Suits a standard 54mm timber door preparation
- Adjustable 60-70mm backset
- 4 x AA Batteries



Assure Lock[®] Keyed



Exterior

Interior

Description	Part Number
Yale Assure keyed electronic digital deadbolt satin chrome	YRD226NRSC

Yale Access Kit



The Yale Access Kit allows users with an Assure series lock to utilise the functions and features of the Yale Access App. In four simple steps, you will be able to access new features within minutes;

Step 1: Install the Yale Access Module into the back of an Assure Lock

Step 2: Install the door sense to your door jam

Step 3: Plug in the Yale Connect Bridge to your power socket

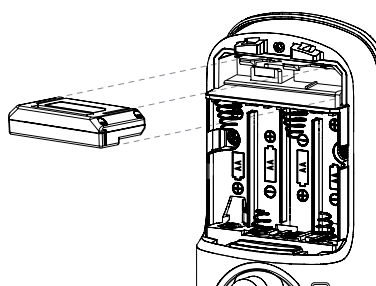
Step 4: Download the Yale Assure App.

The Yale Access Kit enables features such as 24/7 lock activity, auto unlock, auto lock and remote access. Yale's door position sensor checks the status of the door and tells you if your door is securely closed and locked. This avoids inadvertently locking your door whilst the door is open.

Suitable for Assure series locks, this is a quick and simple solution to the first of your smart home devices or add to an existing solution.

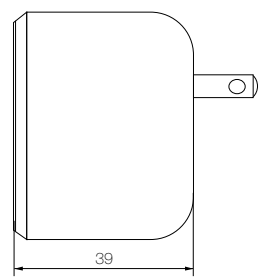
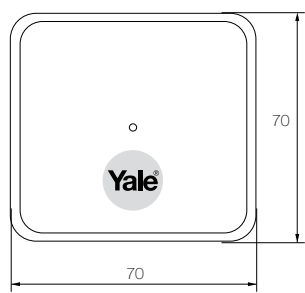
Features and Specifications

- Total control via the App
- Remote access
- Auto unlock/lock
- Door position sensor
- Voice assistant compatible
- Tailor user access
- 24/7 Lock Activity trails



Supported on Assure Lock Range:

Yale Access Kit



Description	Part Number	GTIN
-------------	-------------	------

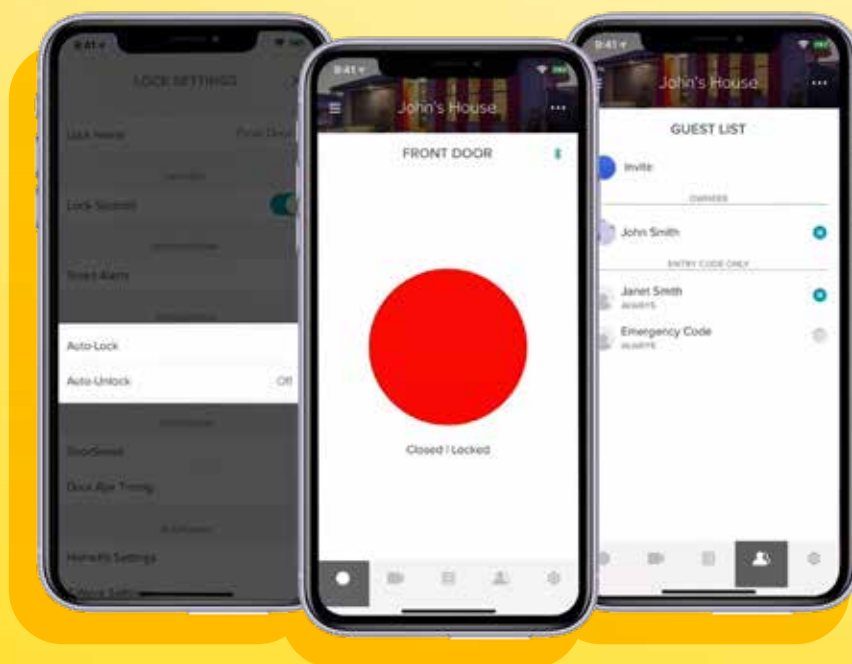
Yale Access Kit with Connect Bridge and Module YD-ACCESSKIT 9348313035793

*Compatible with Yale Assure series

Technical Specifications	
--------------------------	--

Compliance	CE: European Electric Compliant RCM: Australian Electrical Regulatory Compliant
Communication	Wifi & Bluetooth V4.2
Dimensions	70h x 70w x 39d mm
Power	1 plug
Operating Temperature	0-40c
Operating Humidity	10-85%
Power consumption	100-240V
Finish	White nylon plastic
Phone requirement	iOS (9.0 or higher) or Android (5.0 or higher) smartphones

Yale Access App



Yale Access is Yale's global digital locking solution for the residential market. Yale smart locks can now be controlled through the use of the Yale Access App, giving you total control over your lock. You are able to lock and unlock your door, grant access to others and keep track of visitor access all via your mobile device.

With 24/7 lock activity, you can see who and when people accessed your lock. Using varying technologies including Bluetooth, Wi-Fi and GPS as well as the Yale Access App, the auto unlock function unlocks your door as you approach.

Yale's door position sensor checks the status of the door and tells you if your door is securely closed and locked. This avoids inadvertently locking your door whilst the door is open.

With a Yale lock connected to the Yale Connect Bridge* you are able to lock and unlock your door from wherever you are. You can change PIN codes and lock settings remotely. Integrating the bridge into your home automation system, users have the ability to create scenes such as turn your lights on when your door unlocks.

The Yale Connect Bridge also enables voice assistant and 'Works with' ability, integrating into your Google, Samsung or Alexa smart home devices.

When connecting the Yale Smart Keypad* to your lock, you are able to lock and unlock your door via the keypad. Connected via Bluetooth to the lock, you can create unique entry codes to unlock your lock without a traditional key or phone. The Keypad is easy to mount outside your door without the need to hard wire.

Yale Access App is a seamless and simple method of controlling and monitoring your lock, continuing to provide you piece of mind and a feeling of security.

*Product Sold Separately

Features and Specifications

- Total control via the App
- Remote access
- Auto unlock/lock
- Door position sensor
- Voice assistant compatible
- Tailor user access
- 24/7 Lock Activity trails

Lock Compatibility

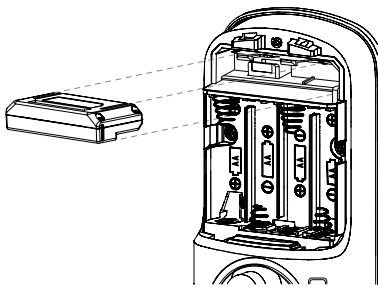


	Assure/Assure SL	Assure/Assure SL + Access Module	Assure/Assure SL + Access module + Bridge	Unity	Unity + Bridge	Unity + Bridge + Keypad
Local Access via Bluetooth		✓	✓	✓	✓	✓
Remote Access			✓		✓	✓
Digital Deadlocking				✓	✓	✓
Total Control via App		✓	✓	✓	✓	✓
Auto-Unlock / Auto-Lock		✓	✓	✓	✓	✓
Audit Trails		✓	✓	✓	✓	✓
Open with Keycodes	✓	✓	✓			✓
DoorSense/DPS		✓	✓	✓	✓	✓
Works with Apple HomeKit		✓	✓	✓	✓	✓
Works with Amazon Alexa			✓		✓	✓
Works with Google Assistant			✓		✓	✓
Works with Samsung SmartThings			✓		✓	✓

Network Modules



The Yale ZigBee, Z-Wave Network Modules seamlessly integrate into most home automation and alarm systems.



Supported on Assure Lock:
YRD256/YRD426/YRD446 Models

Yale ZigBee & Z-Wave Network Module Features

- Lose Your Keys - Forget carrying around keys; lock and unlock your home with your smartphone.*
- Remote Access Control - With the Yale ZigBee or Z-Wave Network Module control your Assure Lock from anywhere via your Home Automation Hub.*

*Requires compatible ZigBee or Z-Wave Home Automation Hub (sold separately). Features may vary based on Hub software.

Description	Part Number
Yale ZigBee Network Module	YRD-ZBM-1
Yale Z-Wave Network Module	YRD-ZWM-1



Notes

Notes



Yale delivers a premium digital locking solution with flexible control and peace of mind. Your lock is controllable from anywhere in the world, when connected to a home automation hub!

ASSA ABLOY Australia Head Office

ASSA ABLOY Australia Pty Limited
235 Huntingdale Road, Oakleigh
Victoria, 3166 Australia

1300 LOCK UP (1300 562 587)
customerservice.au@assaabloy.com
assaabloyopeningsolutions.com.au

yalehome.com.au

**Disclaimer**

Whilst every effort has been made to ensure that the information (including product images and drawings) contained in this brochure is accurate at the time of publication, ASSA ABLOY Australia Pty Limited ("ASSA ABLOY") recommends that you consult ASSA ABLOY or its agents prior to placing an order to ascertain current information on specific products, as ASSA ABLOY reserves the right to make changes without notice. ASSA ABLOY will not be liable for any injury, loss or damage whatsoever, arising from any errors or omissions in the information contained in the brochure or arising from the use or application of the information contained herein. © 2020 copyright by ASSA ABLOY All rights reserved

ASSA ABLOY Australia Pty Limited ABN 90 086 451 907 © 2020_10 | MC11469

Part of ASSA ABLOY

