



Laminex[®]

Waterloo[®] Partitioning Systems

Partitions, Vanities, Seating & Lockers

Waterloo[®]

Partitioning Systems

Discover Laminex[®] Waterloo[®] Partitioning Systems and learn how effortless toilet and shower partitioning can really be. Five different systems cover all applications from offices, retail spaces, health care facilities, sports and recreation venues and everywhere in between.

10 year limited warranty

Laminex Waterloo Partitioning Systems Features



Vertical Application



Low Maintenance



Tactile



Dimensional Stability



Scratch Resistant



Stain Resistant



Impact Resistant



UV Stable Indoor Use



Water Repellent

A photograph of a modern bathroom. The scene is split vertically by a dark, thin line. On the left, a dark grey carpeted floor is visible. On the right, a white ceramic sink with a chrome faucet is mounted on a light-colored wall. The background shows a white wall and a recessed ceiling light fixture.

Contents

Function and Application	04
Features and Benefits	04
Installation	08
Specifying Waterloo	09
Step 1- Choose Your System	10
Step 2- Choose Your Substrate	18
Step 3- Choose Your Colours	20
Complementary Products	23

Function & Application

With a broad array of colours, substrates, fittings and fixtures, the range provides all of the security, comfort and aesthetic appeal that is required in effective contemporary design.

Suitable for use in:




- Transport hubs and airports
- Sport & recreational facilities
- Industrial complexes
- Correctional facilities
- Health care
- Offices
- Retail
- Education
- Hospitality

What building codes does partitioning fall under?

Laminex Waterloo Partitioning Systems have been tested and fully comply with:


- Clause 6.2 of the Australian Standard AS1428.1:2009 Design for Access and Mobility Part 1: General requirements for access, detailing minimum:
 - Width requirements (900 & 920mm internal)
 - Height below head rail (2000mm above finish floor level)
 - Door gap spacings (>700mm)
 - Space inside cubicles (900mm clear space in front of toilet pan)
 - Disabled requirements

Features & Benefits




Standard or custom design to perfectly suit your needs

The range consists of 5 systems; ideal for a variety of applications, looks and budgets. Alternatively if you need something a little bit different, Laminex Waterloo's specialist team can help you design that as well. With an extensive colour range, you are sure to be able to create the look you want.



Wet or dry areas, our products stand up in any environment


With two substrates to choose from, Laminex Waterloo system substrates are high performance, easy to clean, durable and impact resistant in both wet and dry areas. Laminex Compact Laminate features a moisture resistant, solid core that is encased in high pressure laminate. Laminex Structural MR E0 MDF is moisture resistant, factory laminated in a wide range of colours on both sides and available in two thicknesses - 18 & 32mm.



**A quality fitout
that will be admired
for years to come**

Laminex Waterloo Systems impact resistant board and anodised aluminium hardware are integrated into a design that offers exceptional durability and stability, is easy to clean and offers overall low maintenance. Our products are covered by warranty and all systems have been tested for longevity.

Features & Benefits



Strong, robust hardware and fittings that complete the look

Each system is pre-drilled and supplied with a range of durable, anodised hardware that features a 12 month warranty. A hardware kit includes a minimum of 3 concealed gravity hinges per door, door coat hooks, door stops, single action slide locks, slimline headrails and height adjustable legs where applicable.

Ease of installation

We understand time is money. Laminex Waterloo Partitioning Systems are delivered cut-to-size and pre-drilled as 'flat packs,' complete with instructions and tools. In addition, our substrates are able to be cut on site if required. We also offer an installation service in designated metropolitan areas – talk to us today.

Complementary items to enhance fitout function

Facility fit out rarely stops at partitions. To maintain the look and feel throughout the area, we offer a range of seating, locker systems, wall panels and vanities that are available in the same colours and are equally as robust and durable.

Trust Laminex Waterloo with your installation

Laminex Waterloo Partitioning Systems are delivered as 'flat packs', complete with all the instructions and tools that you need to get the job done, or our dedicated team can take care of installation* for you.



*Installation service is available in selected metropolitan areas only

Specifying Laminex Waterloo

Step 01

Choose Your System



Step 02

Choose Your Substrate



Step 03

Choose Your Colours



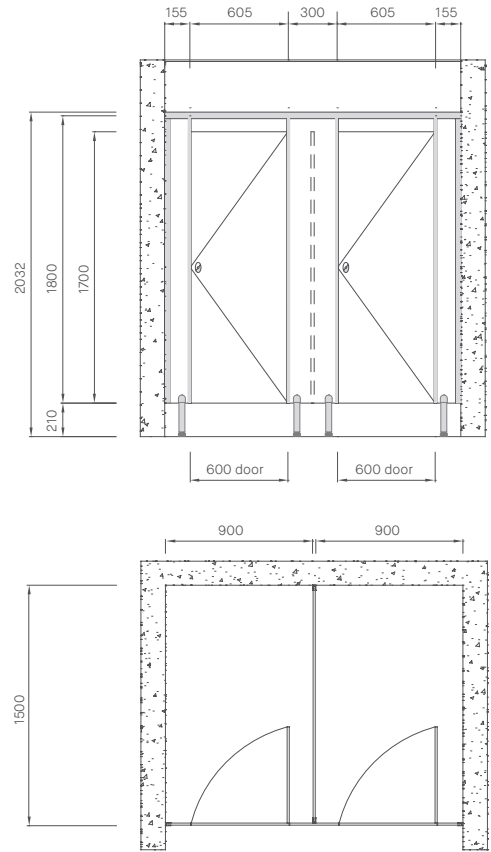
Step 01

Choose Your System




Pedestal Mounted System

A functional and affordable system that is mounted off the floor with adjustable anodised aluminum legs, and is braced overhead.



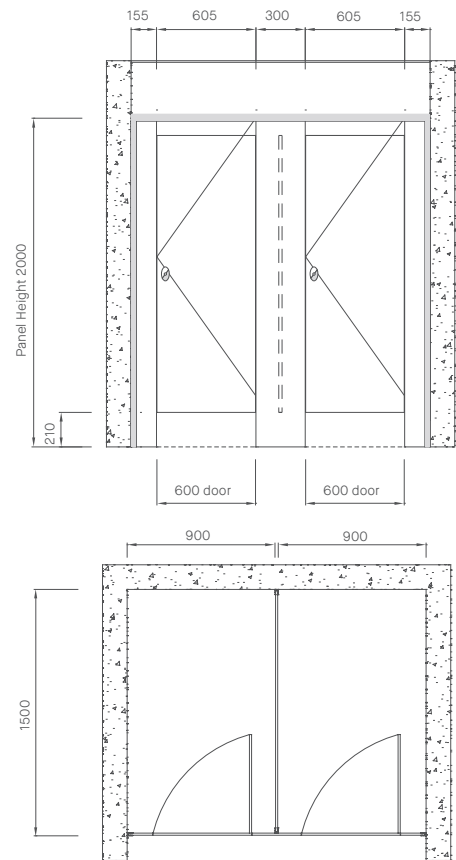
Panel Substrate	Laminex Structural MR E0 MDF 18mm Laminex Structural MR E0 MDF 32mm Laminex Multipurpose Compact Laminate 13mm
Features	Anodised aluminium headrail in a range of shapes (see options) Design registered lock/indicator Design registered concealed hinges and coat hook
Hardware	Concealed fixing anodised aluminium adjustable legs Stainless steel fixings Custom extruded corner channels Snap door inserts Design registered Slimline Headrail
Delivery and installation	Flat pack with instructions and tools for your own installation Installation can be organised by qualified installers
Warranty	Laminex Structural MR E0 MDF - 7 years Laminex Compact Laminate - 10 years Hardware - 1 year



Doors in Laminex Multipurpose Compact Laminate in **Oyster Linea**.
Panels in Laminex Multipurpose Compact Laminate in **Battalion**.



Floor Mounted System*

All about the look, this system has floor mounted front panels with no visible fixings and is braced overhead.



Panel Substrate	Laminex Multipurpose Compact Laminate 13mm
Features	Anodised aluminium headrail in a range of shapes Design registered lock/indicator Design registered concealed hinges and coat hook
Hardware	Stainless steel fixings U-shaped corner channels Snap door inserts
Delivery and installation	Flat pack with instructions and tools for your own installation Installation can be organised by qualified installers
Warranty	Laminex Compact Laminate - 10 years Hardware - 1 year

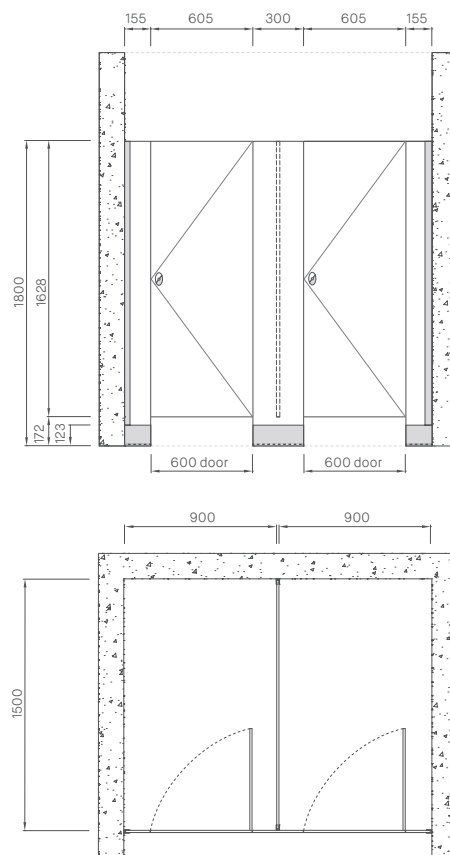
* Compact laminate is not designed for permanent immersion. Please ensure that installation conforms to the National Construction Code and water is not allowed to pool at the base of the partitioning.



Doors in Laminex Multipurpose Compact Laminate **Pillarbox**. Panels in Laminex Multipurpose Compact Laminate **Charcoal**.

Freestanding System

A modern style system that is floor mounted on a specifically designed anodised aluminum skirt and does not require overhead bracing.



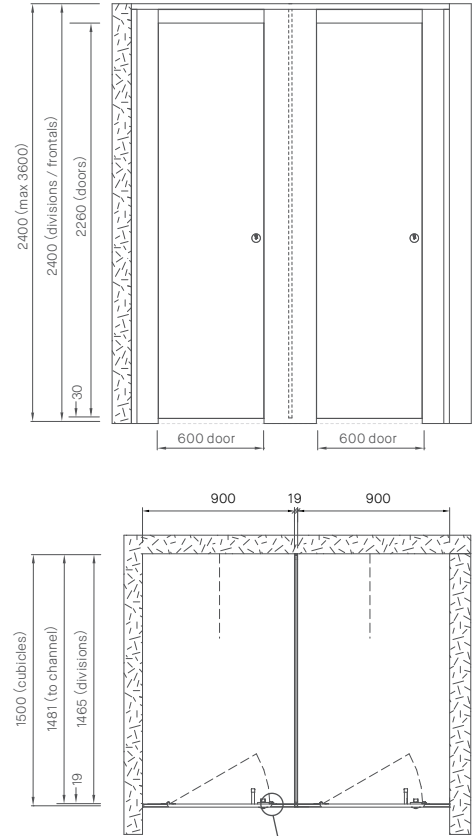
Panel Substrate	Laminex Structural MR E0 MDF 18mm Laminex Structural MR E0 MDF 32mm Laminex Multipurpose Compact Laminate 13mm
Features	Design registered lock/indicator Design registered concealed hinges and coat hook Design registered 'skirt' foot mounting
Hardware	Stainless steel fixings U-shaped corner channel
Delivery and installation	Flat pack with instructions and tools for your own installation Installation can be organised by qualified installers
Warranty	Laminex Structural MR E0 MDF - 7 years Laminex Compact Laminate - 10 years Hardware - 1 year




Doors in Laminex Multipurpose Compact Laminate **Oyster Grey**. Panels in Laminex Multipurpose Compact Laminate **Black**.

Privacy Plus System*

A full height system, mounted floor to ceiling with a specifically designed privacy beveled door. Suitable for unisex applications.



Panel Substrate	Laminex Multipurpose Compact Laminate 13mm
Features	Floor to ceiling divisions & front panels design Privacy Bevel as standard ensures no visibility into the cubicle when in use Design registered lock/indicator Design registered concealed hinges and coat hook
Hardware	Stainless steel fixings U-shaped corner channel
Delivery and installation	Flat pack with instructions and tools for your own installation Installation can be organised by qualified installers
Warranty	Laminex Compact Laminate - 10 years Hardware - 1 year

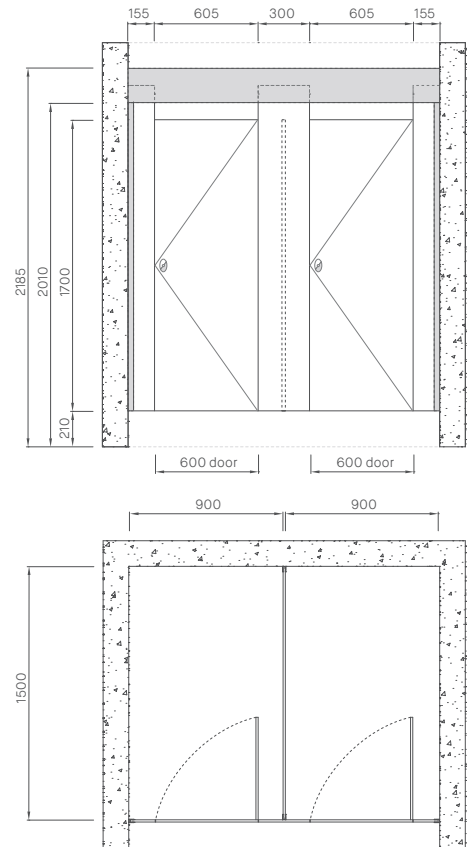


* Compact laminate is not designed for permanent immersion. Please ensure that installation conforms to the National Construction Code and water is not allowed to pool at the base of the partitioning.


Doors in Laminex Multipurpose Compact Laminate in **Fossil**. Panels in Laminex Multipurpose Compact Laminate in **Seasoned Oak**.

Ceiling Suspended System

A premium system that floats off the floor for a sleek look and superior cleanability.



Panel Substrate	Laminex Structural MR E0 MDF 32mm Laminex Multipurpose Compact Laminate 13mm
Features	Stylish anodised aluminium headrail suspension beam Design registered lock/indicator Design registered concealed hinges and coat hook
Hardware	Stainless steel fixings U-shaped corner channels Snap door inserts Design registered beam
Delivery and installation	Flat pack with instructions and tools for your own installation Installation can be organised by qualified installers NB - for cubicles with a return panel or that run over four cubicles, floor support is required.
Warranty	Laminex Structural MR E0 MDF - 7 years Laminex Compact Laminate - 10 years Hardware - 1 year



Doors in Laminex Multipurpose Compact Laminate in **Juicy** and panels in Laminex Multipurpose Compact Laminate in **Battalion**.

Custom Systems

Create a system that enhances atmosphere and demands attention.



Hardware & Components

Strong, robust hardware and fittings that complete the look.






Talk to our specialist team about a custom design:

- Aesthetics to suit your needs
- Partitions to suit odd shaped rooms
- Alternate hardware and fixings
- Printed designs on panels
- Privacy levels

Step 02

Choose Your Substrate




Materials Substrate

Wet or dry areas - our products stand up in any environment.

WET & DRY AREAS

Laminex Multipurpose Compact Laminate 13mm


- Self-supporting high pressure laminate based on thermosetting resins homogeneously reinforced with cellulose fibres.
- High pressure decorative laminate applied to both sides.
- Greenguard certified.
- Can be easily wiped down.
- All cut edges have a polished black edge that doesn't require additional laminate.
- Excellent resistance to scratches, graffiti, vandalism and water.
- Premium level of hygiene protection in healthcare environments.



DRY AREAS ONLY

Laminex Structural MR E0 MDF 18mm/32mm


- Moisture resistant medium density fibreboard.
- Decorative melamine surface pressed on both sides of the board.
- Superior impact resistance together with enhanced wear and abrasion properties.
- Global GreenTag Certified- Level A.
- Recommended for low abuse areas such as toilet blocks.




Step 03

Choose Your Colours


Structural MR E0 MDF & Multipurpose Compact Laminate.




Polar White
C P N




White
S C N NU




Ghostgum
S C N




Parchment
S C N



Moleskin
S C N




Aries
S C N




Oyster Grey
S C N




Zincworks
S C N




Fox
S C N




Tornado
S C N




Lava Grey
S C N




Moose
S C N



Fossil
S C N



Battalion
S C N




Charcoal
S C N




Black*
S C N NU




Alaskan
S C N



Milkwood
S C N




Seasoned Oak
S C N CH




Raw Birchply
S C N CH



Oyster Linea
C S N




Dansk Maple
S N



Silver Ash
S N



Curly Birch
S N



Young Beech
S N



Elegant Oak
S C N




Classic Oak
S C N NU



Rural Oak
S N CH




Sublime Teak
S C N CH




Select Beech
S N




Natural Walnut
S C N



Milano Walnut
S N



Licorice Linea
S C N



Burnished Wood
S C N NU




Fox Teakwood
S C N




Lustrous Elm
S C N NU




New Graphite
S C N



Eggshell
S C N



Aquamarine
S C N



Just Rose
S C N



Olympia Blue
C N




Pillarbox
C N



Olympia Yellow
C N



Mandarin
C N



Juicy
C N

Legend

C Multipurpose compact laminate. Also available in Laminex Impressions® textured surface Chalk finish (Structural MR E0 MDF only). Lead times apply.

NU Nuance Finish. Also available in Laminex Impressions® textured surface Nuance finish (Structural MR E0 MDF only). Lead times apply.

S Structural MR E0 MDF
N Natural finish
CH Chalk finish

* Available to a maximum sheet size of 3600mm x 1200mm in Structural MR E0 MDF. For more information please refer to individual product brochures.

Specification Guide

Please use the following table to specify Laminex Waterloo Toilet Partitioning Systems:



Pedestal Mounted

Materials shall be Laminex Waterloo Partitioning Systems Pedestal Mounted in substrate:

please enter substrate type

of nominal thickness: please enter substrate thickness as supplied by Laminex.

Colour/s shall be: please enter colour name/s



Floor Mounted

Materials shall be Laminex Waterloo Partitioning Systems Floor Mounted in substrate:

please enter substrate type

of nominal thickness: please enter substrate thickness as supplied by Laminex.

Colour/s shall be: please enter colour name/s



Freestanding

Materials shall be Laminex Waterloo Partitioning Systems Freestanding in substrate:

please enter substrate type

of nominal thickness: please enter substrate thickness as supplied by Laminex.

Colour/s shall be: please enter colour name/s



Privacy Plus

Materials shall be Laminex Waterloo Partitioning Systems Privacy Plus in substrate:

please enter substrate type

of nominal thickness: please enter substrate thickness as supplied by Laminex.

Colour/s shall be: please enter colour name/s



Ceiling Suspended

Materials shall be Laminex Waterloo Partitioning Systems Ceiling Suspended in substrate:

please enter substrate type

of nominal thickness: please enter substrate thickness as supplied by Laminex.

Colour/s shall be: please enter colour name/s

Trust Laminex with all your needs

To complement our partitioning systems, Laminex also offers a range of functional and versatile:

- Seating for changerooms and facilities
- Locker systems in a range of sizes and shapes
- Vanities to complement partitioning systems
- Wall panels for a striking, consistent appearance across a whole installation



Visit Us

For technical information
visit laminex.com.au





Call Us

For trade enquiries call 132 136

Product Sample

For a sample visit Laminex.com.au

Follow Us

 facebook.com/Laminexau
 au.pinterest/Laminexau
 instagram.com/Laminexau
 youtube.com/Laminexau

Laminex® Waterloo® Partitioning is manufactured, marketed and distributed by Laminex Group Pty Limited ABN 98 004 093 092, trading as Laminex. The colours and finishes for all imagery and product swatches in this brochure may vary due to paper, printing processes and photographic lighting. For an accurate representation of the product, please view a physical sample. Please obtain a copy of the terms and conditions of the applicable warranties from laminex.com.au. All warranties are in addition to any rights that may exist under the Australian Consumer Law. Laminex®, Waterloo®.

LAM4879 | LNX0134 | 04/19

Laminex®

Protec⁺

Protec+ antimicrobial technology is standard
across the Laminex Multipurpose Compact range.